



The 8th
Asia Pacific IAP Congress
September 5 (Thu) - 8 (Sun), 2013, Busan, Korea



APIAP 2013

The 8th Asia Pacific IAP Congress

September 5 (Thu) - 8 (Sun), 2013, Busan, Korea

“Pathology, Opening the Personalized Medicine”

Hosted by Korean Division of IAP | Korean Society of Pathologists

www.apiap2013.org   @apiap2013



3rd Announcement



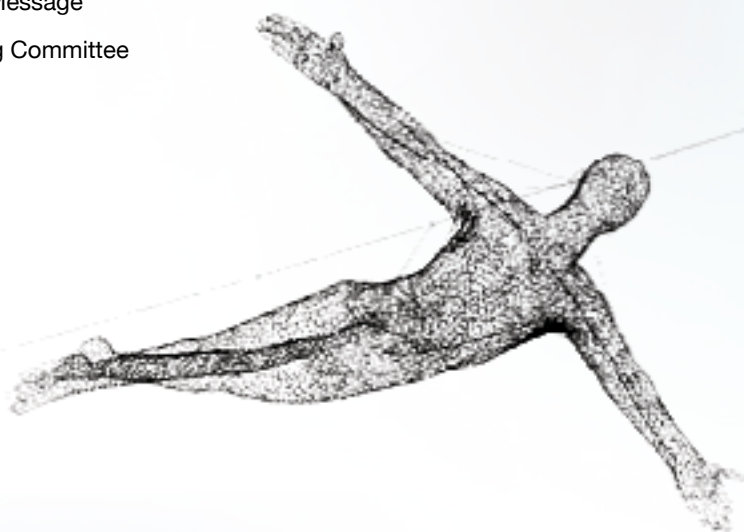



APIAP Congress 2013

3rd Annoucement

CONTENTS

- 03 Invitation & Welcome Message
- 04 APIAP 2013 Organizing Committee
- 05 Program at a Glance
- 07 Keynote Speakers
- 08 Spreaker Guidelines
- 10 Daily Program
- 19 Registration
- 21 Accommodation
- 22 Social Programs
- 23 Tour Programs
- 25 Transportation
- 27 Useful Information
- 28 About Busan, Korea
- 30 Sponsors





Dear Colleagues,

“Pathology, Opening the Personalized Medicine”

Increasing importance of pathologic diagnosis has been made through several steps.

The most recent step “personalized medicine” changed a lot to pathology and pathologists. Pathology is really a traditional science but with most recent technology.

In September 5 – 8, 2013, an important event is held at Busan, Korea.

The 8th Congress of Asia-Pacific Division of IAP will be a great occasion to all pathologists.

Busan may be new to you, but Busan is the second biggest city in Korea having beautiful harbor, convention area and now is the major attraction of tourists and shoppers.

Both traditional and modern culture is there in Busan where traditional and modern pathology will also be there.

It is time for you to prepare your abstract for APIAP 2013.

KHANG, Shin Kwang, M.D., Ph.D.
Chair of the Organizing Committee
The 8th Asia Pacific IAP Congress

PARK, Yong-Koo, M.D., Ph.D.
Chair, Scientific Program of the
Organizing Committee
The 8th Asia Pacific IAP Congress

Dear Colleagues,

In collaboration with Korean Division of IAP and Korean Society of Pathologists, as a secretary general I'm pleased to inform you that the 8th Asia Pacific IAP Congress will take place 5(Thu) to 8(Sun), September, 2013 in Busan, Korea.

The Korean Society of Pathologists cordially invites you to attend at “The 8th Asia Pacific IAP Congress”. During this 4 days congress; we will bring together scientific and clinical leaders from all over the world, as well as young scientists and newcomers to the field of pathology. Therefore the 8th Asia Pacific IAP Congress will be a good chance to meet other delegates and develop new relationships and valuable co-operation with international pioneers. And it will remain with you long afterwards.

In addition to a decent scientific program, you will benefit from the wonderful early autumn, September being the nicest season in Busan, Korea. Moreover, the natural background and historical landscape that make of Busan one of the most attractive cities in Asia, should contribute towards making this congress an unforgettable moment.

I look forward to welcoming and hosting you in Busan, Korea in September, 2013, and sincerely hope that you will join us to make this endeavor a success.

SEO, Jeong-Wook M.D., Ph.D.
Secretary General of the Organizing Committee
The 8th Asia Pacific IAP Congress



Chair	KHANG, Shin Kwang	University of Ulsan College of Medicine
Vice Chair	KWON, Kun Young	Keimyung University School of Medicine
Secretary-General	SEO, Jeong Wook	Seoul National University College of Medicine
Chair, Scientific Program	PARK, Yong Koo	Kyung Hee University School of Medicine
Treasurer	SOHN, Jin Hee	Kangbuk Samsung Medical Center
Secretary for Scientific Program	KIM, Ae Ree	Korea University Guro Hospital
Secretary for Publication	CHO, Kyung Ja	Ulsan University Asan Medical Center
Secretary for General Affairs	CHOE, Ghee Young	Seoul National University Bundang Hospital
Secretary for Planning	PARK, Young Nyun	Yonsei University College of Medicine
Secretary for Social Program	YOON, Hye Kyoung	Inje University Busan Paik Hospital
Secretary for Publicity	CHOI, Yeong Jin	The Catholic University of Korea
Secretary for Finance	LEE, Geon Kook	National Cancer Center
Secretary for Exhibition	KIM, Dong Won	Soon Chun Hyang University Hospital
Organizing Committee	YANG, Woo Ick	Yonsei University College of Medicine

Day 1 September 5 (Thu)

		Room 205 (2F)	Room 201 (2F)	Room 203 (2F)	Room 101 (1F)	Room 106 (1F)
08:30 - 09:00	Registration / Exhibition / Poster Presentation	Opening Ceremony [Room 301]				
09:00 - 10:00		Plenary Session 1: Kathleen Cho (U.S.A.) [Room 301] The Dualistic Pathway Paradigm for Ovarian Cancer: Lessons from Morphology, Molecules, and Mice				
10:00 - 10:30		Coffee Break				
10:30 - 11:30		Plenary Session 2: Young Nyun Park (Korea) [Room 301] Hepatocellular carcinoma and precursor lessons: Advances in the integration of morphological and molecular aspects				
11:30 - 12:50		Luncheon Symposium				
12:50 - 13:50		Plenary Session 3: Ignacio Wistuba (U.S.A.) [Room 301] Translating Lung Cancer Molecular Pathology into Clinical Advances				
14:00 - 15:30		Pulmonary Pathology (SY)	Hemato-pathology (SY)	Endocrine Pathology (SY)	Forensic Pathology (SY)	Renal Pathology (SY)
15:30 - 16:00		Coffee Break				
16:00 - 17:30		Pulmonary Pathology (SY)	Hemato-pathology (SY)	Endocrine Pathology (SY)	Electron Microscopy (SY)	Renal Pathology (SY)
17:30 - 19:30		Welcome Reception [Room 301]				

Day 2 September 6 (Fri)

		Room 205 (2F)	Room 201 (2F)	Room 203 (2F)		Room 101 (1F)	Room 106 (1F)
08:00 - 09:30	Registration / Exhibition / Poster Presentation	Gynecologic Pathology (SY)	Hepatopancreatobiliary Pathology (SY)	Medical Educaion (SY)		Neuro Pathology (SY)	Molecular Pathology (SY)
09:30 - 10:00		Coffee Break					
10:00 - 11:30		Gynecologic Pathology (SY)	Hepatopancreatobiliary Pathology (SY)	Toxicologic/ Experimental Pathology (SY) *Room 203	Biobank (SY) *Room 204	Neuro Pathology (SY)	Molecular Pathology (SY)
11:40 - 12:40		Plenary Session 4: Masashi Fukayama (Japan) [Room 301] Gastric Cancer Pathology toward Personalized Medicine in 21 st Century					
12:40 - 14:00		Luncheon Symposium					
14:00 - 15:30		Gastrointestinal Pathology (SS)	Pulmonary Pathology (SS)	Genitourinary Pathology (SS)		Neuro-pathology (SS)	Dermato-pathology (SS)
15:30 - 16:00		Coffee Break					
16:00 - 17:00		Gastrointestinal Pathology (SS)	Pulmonary Pathology (SS)	Genitourinary Pathology (SS)		Neuro-pathology (SS)	Dermato-pathology (SS)
17:10 - 18:00		Plenary Session 5: Stuart J. Schnitt (U.S.A.) [Room 301] Molecular classification of breast cancer: Where are we and where are we going?					

Day 3 September 7 (Sat)

		Room 205 (2F)	Room 201 (2F)	Room 203 (2F)	Room 101 (1F)	Room 106 (1F)
08:00 - 09:30	Registration / Exhibition / Poster Presentation	Gastrointestinal Pathology (SY)	Breast Pathology (SY)	Genitourinary Pathology (SY)	Bone & Soft Tissue Pathology (SY)	Cyto-pathology (SY)
09:30 - 10:00		Coffee Break				
10:00 - 11:30		Gastrointestinal Pathology (SY)	Breast Pathology (SY)	Genitourinary Pathology (SY)	Bone & Soft Tissue Pathology (SY)	Cyto-pathology (SY)
11:40 - 12:40		Plenary Session 6: Christopher Fletcher (U.S.A.) [Room 301] Problems of prognostication in soft tissue tumors				
12:40 - 14:00		Luncheon Symposium				
14:00 - 15:30		Hemato-pathology (SS)	Pediatric Pathology (SY)	Endocrine Pathology (SS)	Head & Neck Pathology (SS)	Cyto-pathology (SS)
15:30 - 16:00		Coffee Break				
16:00 - 17:00		Hemato-pathology (SS)	Pediatric Pathology (SY)	Endocrine Pathology (SS)	Head & Neck Pathology (SS)	Cyto-pathology (SS)
17:30 - 20:00		Gala Dinner [Room 301]				

Day 4 September 8 (Sun)

		Room 205 (2F)	Room 201 (2F)	Room 203 (2F)	Room 101 (1F)	Room 106 (1F)
08:00 - 09:30	Registration	Breast Pathology (SS)	Hepatopancreatobiliary Pathology (SS)	Gynecologic Pathology (SS)	Bone & Soft Tissue Pathology (SS)	Surgical Pathology (SS)
09:30 - 10:00		Coffee Break				
10:00 - 11:00		Breast Pathology (SS)	Hepatopancreatobiliary Pathology (SS)	Gynecologic Pathology (SS)	Bone & Soft Tissue Pathology (SS)	Surgical Pathology (SS)

Luncheon Symposium Schedule

Date	Room	Time	Sponsored by
September 5 (Thu)	101	11:30 - 12:50	Roche Korea
	301		PANAGENE
September 6 (Fri)	101	12:40 - 14:00	Roche Korea
	201		Humintec. Co., Ltd
	205		AstraZeneca
	301		Leica Microsystems Ltd. Korea
September 7 (Sat)	205	12:40 -14:00	Dako Korea Co. Ltd
	301		Biodyne

Day 1 September 5 (Thu)



Kathleen R. Cho
University of Michigan Medical School
The Dualistic Pathway Paradigm for Ovarian Cancer :
Lessons from Morphology, Molecules, and Mice



Young Nyun Park
Yonsei University College of Medicine
Hepatocellular carcinoma and precursor lesions :
Advances in the integration of morphological and molecular aspects



Ignacio I. Wistuba
UT-MD Anderson Cancer Center
Translating Lung Cancer Molecular Pathology into Clinical Advances

Day 2 September 6 (Fri)



Masashi Fukayama
Graduate School of Medicine, the University of Tokyo
Gastric Cancer Pathology toward Personalized Medicine in 21st Century



Stuart J. Schnitt
Harvard Medical School
Molecular classification of breast cancer :
Where are we and where are we going?

Day 3 September 7 (Sat)



Christopher D.M. Fletcher
Brigham & Women's Hospital, Boston
Problems of prognostification in soft tissue tumors

Speaker Guidelines for Presentation

1. Registration

All the presenters are required to register with the payment before August 5, 2013.

2. Presentation Format & Submission

Presentations will be presented with a beam projector, and must be prepared in MS PowerPoint format **no later than August 16, 2013**. All the presenters are required to submit the final presentation file in advance on "Mypage", so the file can be checked for desired connectivity and resolution. Please make sure that all of the images, and video files linked in your presentation file are working properly. Before sending the file, please make sure that the name of the file consists as follows.

File name: Session_Symposium (SY)_First & Family name of Presenting author_Date of Presentation.

Ex 1) Biobank_SY_Gildong Hong_0906

File name: Session_Slide Seminar (SS)_First & Family name of Presenting author_Date of Presentation.

Ex 2) Bone and Soft Tissue_SS_Gildong Hong_0908

3. Biography and Photography Submission

All the presenters are required to submit the CV file and Photo in advance on "Mypage". This CV will be forwarded to the chairpersons for each session. Your materials should be written in English. A brief resume including education, academic appointments, academic societies, subspecialty fields is necessary. You may submit your photo as JPG format. (minimum 70KB, 240 x 320 pixels)

4. Audio-Visual Requirement

- All presenters should use only venue facilities. Each session room will be equipped with the following equipment.
 - IBM-compatible PC desktop computer (operated by a technician at the control box) running MS-Office PowerPoint 2003, 2007, 2010 (English ver.) operated in Windows 7.
 - A smart pointer, a mouse and a timer which will be prepared.
 - Beam projector (RGB Port)
 - Screen
- To avoid frequently occurring technical problems in the presentation, all presenters are asked to use only IBM compatible PC and single LDC project preset in the session room for all presentations in Scientific Session.
- It is strongly discouraged to bring your own laptop computer (especially Macintosh laptop).
- If you would like to use any other A/V equipment, please let us know no later than Friday August 16, 2013.

5. Preview Room (2F, Room 206)

All presenters must check-in at the preview room preferably the day before the session to preview your presentation. If you are checking in on the day of your presentation, please come by at least 4 hours prior to the start of your session. Presentation review is an important part of the process, because you may experience compatibility issues when moving your presentation onto our PC. (especially, if it contains video files, or if it was created on a Macintosh computer).

6. Prompt attendance at the Session

Speakers are asked to be in the session room 15 minutes before the session to meet with the chairpersons. Seats for speakers are going to be prepared in the first line, the center of the session room. Please be seated in the designated area once you come to the session room.

Guidelines for Poster Presentation (Free Paper)

We have sent you an acceptance notification for free paper (poster). If you did not receive, contact the secretariat at abstract@apiap2013.org.

Due to the session allocation and publication schedule, the presenter should complete the registration process for the congress with full payment of the registration fee by August 5.

The presented abstracts would be published in the supplement issue of the Korean Journal of Pathology (<http://www.koreanjpathol.org>) which is indexed in the SCI-e, PMC, KoreaMed, SCOPUS, and WPRIM.

The official poster size in the APIAP 2013 is 90cm (W) x 120cm (H).

Young Pathologist Travel Award

Winners will be informed of their winning status beforehand. The winners will be announced at the Travel Awards ceremony during the gala dinner on Saturday, September 7, at Room 301 on the 3rd floor, Convention hall BEXCO. All winners will be given a free ticket to the dinner - funding for such has been provided by the Organizing Committee.

All winners should be present to receive the Travel award. Any winner not attending the awards ceremony will be automatically disqualified.

The grant and monetary award can be claimed after the award ceremony and before closing of the congress at the **Preview Room (2F, Room 206)**. Claims after the congress will not be accepted.

ImageScope installation and usage instructions for APIAP 2013 Slide Seminar



Please follow the instructions for previewing virtual images for APIAP 2013 Slide Seminars.
All virtual images will be uploaded continuously before the congress. Thank you for your patience with this.

• Instructions for previewing virtual images of APIAP 2013

1. Go to www.apiap2013.org
2. Log-in with your ID and Password on www.apiap2013.org
3. Click 'Digital Pathology' on Quick link at the right
4. Click the session you want to preview and open the Virtual Image.
5. Click the Virtual Image with Patient History

• Install Guidelines for updated version of ImageScope

In order to open virtual images on the APIAP 2013 website, we recommend installing this exclusive viewer program.

1. Go to www.apiap2013.org. Next, click "Digital Pathology" on Quick link at the right (You can see the "Digital Pathology" menu after log-in)
2. An official popup message will appear; click "Here" to download and install the program.
3. If the web page continuously "refreshes" when connecting to the homepage, please change the default as described below.
 - a. Tools > Internet Options. > General tab > Browsing History. Click "Delete..." then check "temporary Internet Files..."
 - b. If your computer has Google Toolbar installed, either delete or uncheck "translation" under "Options" > "Tools" menu.
 - c. If you continue to have problems, please contact us and we will be happy to assist you.

• Contact for Technical Support

(Mr.) David Yoon, SeongKohn Traders' Corp.

Tel. +82-2-540-3311 Fax. +82-2-540-6333 e-mail. david@seongkohn.co.kr

253-12, Nonhyeon-Dong, Gangnam-gu, Seoul 135-010, Korea

Scientific Programs Information

Code	Category	Symposium (SY)			Slide Seminar (SS)		
		Code	Date	Room	Code	Date	Room
AP01	Biobank	SY1	September 6 (Fri.)	2F, 204			
AP02	Bone & Soft Tissue Pathology	SY2	September 7 (Sat.)	1F, 101	SS2	September 8 (Sun.)	1F, 101
AP03	Breast Pathology	SY3	September 7 (Sat.)	2F, 201	SS3	September 8 (Sun.)	2F, 205
AP04	Cytopathology	SY4	September 7 (Sat.)	1F, 106	SS4	September 7 (Sat.)	1F, 106
AP05	Dermatopathology				SS5	September 6 (Fri.)	1F, 106
AP06	Endocrine Pathology	SY6	September 5 (Thu.)	2F, 203	SS6	September 7 (Sat.)	2F, 203
AP07	Electron Microscope	SY7	September 5 (Thu.)	1F, 101			
AP08	Forensic Pathology	SY8	September 5 (Thu.)	1F, 101			
AP09	Gastrointestinal Pathology	SY9	September 7 (Sat.)	2F, 205	SS9	September 6 (Fri.)	2F, 205
AP10	Genitourinary Pathology	SY10	September 7 (Sat.)	2F, 203	SS10	September 6 (Fri.)	2F, 203
AP11	Gynecologic Pathology	SY11	September 6 (Fri.)	2F, 205	SS11	September 8 (Sun.)	2F, 203
AP12	Head & Neck Pathology				SS12	September 7 (Sat.)	1F, 101
AP13	Hematopathology	SY13	September 5 (Thu.)	2F, 201	SS13	September 7 (Sat.)	2F, 205
AP14	Hepatopancreatobiliary Pathology	SY14	September 6 (Fri.)	2F, 201	SS14	September 8 (Sun.)	2F, 201
AP15	Medical Education	SY15	September 6 (Fri.)	2F, 203			
AP16	Molecular Pathology	SY16	September 6 (Fri.)	1F, 106			
AP17	Neuropathology	SY17	September 6 (Fri.)	1F, 101	SS17	September 6 (Fri.)	1F, 101
AP18	Pediatric Pathology	SY18	September 7 (Sat.)	2F, 201			
AP19	Pulmonary Pathology	SY19	September 5 (Thu.)	2F, 205	SS19	September 6 (Fri.)	2F, 201
AP20	Renal Pathology	SY20	September 5 (Thu.)	1F, 106			
AP21	Surgical Pathology				SS21	September 8 (Sun.)	1F, 106
AP22	Toxicologic/Experimental Pathology	SY22	September 6 (Fri.)	2F, 203			

* Please understand that Scientific Programs and the subjects can be changed by the speakers.

Day 1 September 5 (Thu)

Pulmonary Pathology (SY) 14:00~17:30 [2F, Room 205]	
Theme	Frontlines of Pulmonary Pathology
Conveners	Soon Hee JUNG (Korea), Osamu MATSUBARA (Japan), Wendy A. COOPER (Australia), Ritu KULSHRESTHA (India)
Time	Contents
14:00~15:30	Symposium I: Molecular Pathology of Lung Cancer
	Co-chairs: Osamu MATSUBARA (Japan), Kun-Young KWON (Korea)
14:00~14:20	NEW ASPECTS IN CLINICOPATHOLOGIC AND GENETIC STUDIES OF SYNCHRONOUS AND METACHRONOUS MULTIPLE LUNG CANCERS
AP19-SY19-01	Yih-leong CHANG (National Taiwan University Hospital, Taipei, Taiwan)
14:20~14:40	MULTIGENE TESTING FOR PERSONALISED MEDICINE IN LUNG CANCER - ADVANTAGES AND PRACTICAL CONSIDERATIONS
AP19-SY19-02	Wendy A. COOPER (Royal Prince Alfred Hospital, Sydney, Australia)
14:40~15:00	COMPREHENSIVE MOLECULAR CHARACTERIZATION OF KOREAN PULMONARY ADENOCARCINOMA
AP19-SY19-03	Se Jin JANG (University of Ulsan College of Medicine, Asan Medical Center, Seoul, Korea)
15:00~15:20	NEUROENDOCRINE TUMORS OF THE LUNG, MOLECULAR ASPECTS AND COMPARISON WITH OTHER ORGANS
AP19-SY19-04	Osamu MATSUBARA (The Cancer Institute, Hiratsuka Kyosai Hospital and National Defense Medical College, Tokyo, Japan)
15:20~15:30	Q & A
15:30~16:00	Coffee Break
16:00~17:30	Symposium II: Histopathology of Lung
	Co-chairs: Fan-qing MENG (China), Soon Hee JUNG (Korea)
16:00~16:20	CT SCREEN-DETECTED LUNG CANCER: HISTOPATHOLOGIC FEATURES AND PATHOLOGIC RECOMMENDATIONS FOR MINIMALLY INVASIVE SURGICAL APPROACH
AP19-SY19-05	Jin-Haeng CHUNG (Seoul National University Bundang Hospital, Seongnam, Korea)
16:20~16:40	DIAGNOSIS OF INTERSTITIAL LUNG DISEASES BASED ON MORPHOLOGY
AP19-SY19-06	Fan-qing MENG (Nanjing Drum Tower Hospital, Nanjing University Medical School, Nanjing, China)
16:40~17:00	PECULIAR HISTOPATHOLOGICAL FINDINGS IN LUNG LESIONS: THEIR USEFULNESS FOR DIAGNOSIS AND RESEARCH
AP19-SY19-07	Yukio NAKATANI (Chiba University Graduate School of Medicine, Chiba, Japan)
17:00~17:20	SIGNET RING CELL CARCINOMAS OF THE LUNG: DISTINCT CLINICAL AND MOLECULAR CHARACTERISTICS ASSOCIATED WITH SMOKING STATUS
AP19-SY19-08	Joanne E. YI (Mayo Clinic Rochester, Rochester, Minnesota, U.S.A.)
17:20~17:30	Q & A

Hematopathology (SY) 14:00~17:30 [2F, Room 201]	
Theme	New Direction In Lymphoma Research: Microenvironment
Conveners	Sook Hee HONG (Korea), Jooryung HUH (Korea), Juhie LEE (Korea), Pongsak WANNAKRAIROT (Thailand), Endang Sri Roostini HARDJOLUKITO (Indonesia)
Time	Contents
14:00~15:30	Symposium I: Microenvironment of malignant lymphoma
	Co-chairs: Chul Woo KIM (Korea), Shigeo NAKAMURA (Japan)
14:00~14:30	THE MICROENVIRONMENT IN CLASSICAL HODGKIN LYMPHOMA
AP13-	Yasodha NATKUNAM (Stanford University School of Medicine,

SY13-01	Stanford, California, U.S.A.)
14:30~15:00	REGULATION OF TUMOR MICROENVIRONMENT BY ANAPLASTIC LYMPHOMA KINASE: INSIGHTS FROM GLYCO-PROTEOMIC PROFILING STUDIES
AP13-SY13-02	Megan S. LIM (University of Michigan, Ann Arbor, Michigan, U.S.A.)
15:00~15:30	MICROENVIRONMENT IN PERIPHERAL T-CELL LYMPHOMA OF ATLL AND AITL
AP13-SY13-03	Koichi OHSHIMA (School of Medicine, Kurume University, Kurume, Japan)
15:30~16:00	Coffee Break
16:00~17:30	Symposium II: Microenvironment and other issues
	Co-chairs: Tadashi YOSHINO (Japan), Soo-Yong TAN (Singapore)
16:00~16:30	THE CELLULAR ORIGIN OF PERIPHERAL T-CELL LYMPHOMAS: HOW IS IT RELEVANT TO DISEASE DEFINITION?
AP13-SY13-04	Laurence De LEVAL (University Hospital Lausanne, Lausanne, Switzerland)
16:30~17:00	IDENTIFICATION OF NOVEL GENETIC ALTERATIONS IN LYMPHOMA BY WHOLE GENOME SEQUENCING
AP13-SY13-05	Kojo Elenitoba JOHNSON (University of Michigan, Ann Arbor, Michigan, U.S.A.)
17:00~17:30	NEXT GENERATION SEQUENCING IN LEUKEMIAS AND OTHER MALIGNANT NEOPLASMS
AP13-SY13-06	Joseph KHOURY (UT MD Anderson Cancer Center, Houston, Texas, U.S.A.)

Endocrine Pathology (SY) 14:00~17:30 [2F, Room 203]	
Theme	Approach to follicular-patterned thyroid lesions
Conveners	Ryohei KATOH (Japan), Alfred LAM (Australia), Shahid PERVEZ (Pakistan), Mi Kyung SHIN (Korea)
Time	Contents
14:00~15:30	Symposium I
	Co-chairs: Ryohei Katoh (Japan), Yangseok Chae (Korea)
14:00~14:30	APPROACH TO FOLLICULAR PATTERNED THYROID LESIONS
AP06-SY6-01	Alfred LAM (Griffith University, Gold Coast, Australia)
14:30~15:00	DIFFERENTIAL DIAGNOSIS OF FOLLICULAR-PATTERNED THYROID LESIONS: HISTOPATHOLOGIC APPROACH
AP06-SY6-02	SoonWon HONG (Yonsei University, College of Medicine, Seoul, Korea)
15:00~15:30	ENCAPSULATED FOLLICULAR VARIANT OF PAPILLARY THYROID CARCINOMA: MORPHOLOGICAL, IMMUNOHISTOCHEMICAL, AND MOLECULAR ASPECTS
AP06-SY6-03	Ryohei KATOH (University of Yamanashi School of Medicine, Yamanashi, Japan)
15:30~16:00	Coffee Break
16:00~17:30	Symposium II
	Co-chairs: Alfred LAM (Australia), Dae Young KANG (Korea)
16:00~16:30	CYTOPATHOLOGY OF FOLLICULAR-PATTERNED THYROID LESIONS: AN UPDATE ON DIAGNOSTIC APPROACH AND PITFALLS
AP06-SY6-04	Chan Kwon JUNG (The Catholic University of Korea, Seoul St. Mary's Hospital, Seoul, Korea)
16:30~17:00	UPDATES ON MOLECULAR APPROACHES IN DIAGNOSING PAPILLARY THYROID CARCINOMA
AP06-SY6-05	Ryohei KATOH (University of Yamanashi School of Medicine, Yamanashi, Japan)
17:00~17:30	MANAGEMENT GUIDELINE OF THYROID NODULES BASED ON THE GENETIC STATUS
AP06-SY6-06	Tae Sook HWANG (Konkuk University Medical Center, Seoul, Korea)

Forensic Pathology (SY) 14:00~15:30 [1F, Room 101]	
Theme	Sudden Cardiac Death
Conveners	Sanghan LEE (Korea), Philip BEH (Hong Kong)
Time	Contents
14:00~15:30	Symposium

	Chair: Philip BEH (Hong Kong)
14:00~14:20	IMPORTANCE OF CIRCUMSTANCE OF THE DEATH IN NEGATIVE AUTOPSY
AP08-SY8-01	Philip BEH (The University of Hong Kong, Hong Kong)
14:20~14:50	UNCOMMON CAUSES OF SUDDEN CARDIAC DEATH
AP08-SY8-02	Sookyoung LEE (Soonchunhyang University College of Medicine, Cheonan, Korea)
14:50~15:20	PRACTICAL APPROACH TO NEGATIVE AUTOPSY VS. SUDDEN CARDIAC DEATH
AP08-SY8-03	Sanghan LEE (Kyungpook National University School of Medicine, Daegu, Korea)
15:20~15:30	Q & A

Electron Microscopy (SY) 16:00~17:30 [1F, Room 101]	
Conveners	Yeon-Lim SUH (Korea), Kun-Young KWON (Korea), Min Woo LEE (U.S.A.), Yukio NAKATANI (Japan), Han-Seong KIM (Korea)
Time	Contents
16:00~17:30	Symposium
	Co-chairs: Kun-Young KWON (Korea), Yukichi TANAKA (Japan)
16:00~16:20	ELECTRON MICROSCOPIC APPLICATION AND DIAGNOSIS IN THE LUNG CANCER
AP07-SY7-01	Chae-hong SUH (Chosun University Hospital, Gwangju, Korea)
16:20~16:40	CYTOPLASMIC INCLUSIONS: DIAGNOSTIC CLUES IN SURGICAL PATHOLOGY
AP07-SY7-02	Min Woo LEE (Henry Ford Hospital, Detroit, Michigan, U.S.A.)
16:40~17:00	AN ONCOCYTIC CORTICOTROPH ADENOMA OF 4TH TYPE CUSHING DISEASE: IMMUNOHISTOCHEMICAL AND ULTRASTRUCTURAL STUDY
AP07-SY7-03	Naoko INOSHITA (Cancer Institute, Toranomon Hospital, Tokyo, Japan)
17:00~17:20	ELECTRON MICROSCOPIC EXAMINATION FOR PEDIATRIC TUMORS AND NON-TUMOROUS DISEASES
AP07-SY7-04	Kentaro MATSUOKA (National Medical Center for Children and Mothers, Tokyo, Japan)
17:20~17:30	Q & A

Renal Pathology (SY) 14:00~17:30 [1F, Room 106]	
Conveners	Yong-Jin KIM (Korea), Hyeon-Joo JEONG (Korea), Kenichi OHASHI (Japan), Michio NAGATA (Japan), Lai Meng LOOI (Malaysia)
Time	Contents
14:00~15:30	Symposium I
	Co-chairs: Yong-Jin KIM (Korea), Kenichi OHASHI (Japan)
14:00~14:30	POLYOMAVIRUS NEPHROPATHY
AP20-SY20-01	Hyeon Joo JEONG (Yonsei University College of Medicine, Seoul, Korea)
14:30~15:00	FSGS IS A PODOCYTE DISEASE
AP20-SY20-02	Michio NAGATA (University of Tsukuba, Tsukuba, Japan)
15:00~15:30	MEMBRANOUS (CLASS V) LUPUS GLOMERULONEPHRITIS WITH DIVERGENT CLINICAL COURSE
AP20-SY20-03	Lai Meng LOOI (Faculty of Medicine, University of Malaya, Kuala Lumpur, Malaysia)
15:30~16:00	Coffee Break
16:00~17:30	Symposium II
	Co-chairs: Nam-Hee WON (Korea), Lai Meng LOOI (Malaysia)
16:00~16:30	COLLAGEN TYPE IV NEPHROPATHY, A DILEMMA IN PATHOLOGIC DIAGNOSIS
AP20-SY20-04	Yeong-Jin CHOI (Seoul St. Mary's Hospital, The Catholic University of Korea, Seoul, Korea)
16:30~17:00	PATHOLOGY OF AMYLOIDOSIS - DIFFERENTIAL DIAGNOSIS AND RELATIONSHIP WITH RECENT PROGRESS OF TREATMENT
AP20-SY20-05	Kenichi OHASHI (Yokohama City University, School of Medicine, Yokohama, Japan)
17:00~17:30	PATHOLOGY OF C3 GLOMERULONEPHRITIS
AP20-SY20-06	Yong-Jin KIM (Yeungnam University College of Medicine, Daegu, Korea)

Day 2 September 6 (Fri)

Gynecologic Pathology (SY) 08:00~11:30 [2F, Room 205]	
Theme	Recent Advances In Molecular Event And Practical Aspects In Gyn Pathology
Conveners	Hye Kyoungh YOUNG (Korea), Chong Woo YOO (Korea), Insun KIM (Korea), Atsuhiko SAKAMOTO (Japan), Ming-Chieh LIN (Taiwan), Geung Hwan AHN (U.S.A.)
Time	Contents
08:00~09:30	Symposium I
	Co-chairs: Geung Hwan AHN (U.S.A.), Lyndal Anne ANDERSON (Australia)
08:00~08:30	MOLECULAR DIAGNOSIS IN FEMALE GENITAL TRACT TUMORS: PRESENTATION OF INTERESTING CASES
AP11-SY11-01	Shigeto KAWAUUCHI (Yamaguchi University School of Medicine, Ube, Japan)
08:30~09:00	Recent whole genome survey and molecular genetic studies of gynecological malignancies
AP11-SY11-02	Kuan-Ting KUO (National Taiwan University Hospital, Taipei, Taiwan)
09:00~09:30	TYPE I TO TYPE II PROGRESSION: REFINING THE OVARIAN CANCER DUALISTIC PATHWAY PARADIGM
AP11-SY11-03	Kathleen R. CHO (University of Michigan Medical School, Ann Arbor, Michigan, U.S.A.)
09:30~10:00	Coffee Break
10:00~11:30	Symposium II
	Co-chairs: In Ae PARK (Korea), Annie N.Y. CHEUNG (Hong Kong)
10:00~10:30	UPDATE ON OVARIAN SEROUS CARCINOMA
AP11-SY11-04	Lyndal Anne ANDERSON (Royal Prince Alfred Hospital, Sydney, Australia)
10:30~11:00	UNUSUAL SMOOTH MUSCLE TUMORS OF THE UTERUS, A REVIEW
AP11-SY11-05	Anais Malpica LYOS (The University of Texas MD Anderson Cancer Center, Houston, Texas, U.S.A.)
11:00~11:30	PAPILLARY MUCINOUS METAPLASIA OF THE ENDOMETRIUM : A RARE BUT DISTINCT PRECURSOR OF ENDOMETRIAL ADENOCARCINOMA
AP11-SY11-06	Kyu-Rae KIM (University of Ulsan College of Medicine, Asan Medical Center, Seoul, Korea)

Gastrointestinal Pathology (SS) 14:00~17:00 [2F, Room 205]	
Conveners	Hoguen KIM (Korea), Woo Ho KIM (Korea), Ryoji KUSHIMA (Japan), Gregory Yves LAUWERS (U.S.A.), Min Woo LEE (U.S.A.), Monirath HAV (Cambodia)
Time	Contents
14:00~15:30	Slide Seminar I: Early gastric cancer / Endoscopic submucosal dissection
	Co-chairs: So-Young JIN (Korea), Ryoji KUSHIMA (Japan)
14:00~14:20	Case 1
AP09-SS9-01	Young Soo PARK (University of Ulsan College of Medicine, Asan Medical Center, Seoul, Korea)
14:20~14:40	Case 2
AP09-SS9-02	Ryoji KUSHIMA (National Cancer Center Hospital, Tokyo, Japan)
14:40~15:00	Case 3
AP09-SS9-03	Do Youn PARK (Pusan National University Hospital, Busan, Korea)
15:00~15:20	Case 4
AP09-SS9-04	Takashi YAO (Juntendo University Graduate School of Medicine, Tokyo, Japan)
15:20~15:30	Discussion
15:30~16:00	Coffee Break
16:00~17:00	Slide Seminar II: Practical issues in lower gastrointestinal tract

Co-chairs: Hee Kyung CHANG (Korea), Gregory Yves LAUWERS (U.S.A.)	
16:00~16:20	Case 5
AP09-SS9-05	Hee Jin CHANG (National Cancer Center, Goyang, Korea)
16:20~16:40	Case 6
AP09-SS9-06	Gregory Yves LAUWERS (Harvard Medical School, Massachusetts General Hospital, Boston, Massachusetts, U.S.A.)
16:40~17:00	Case 7
AP09-SS9-07	Dong-Wook KANG (Eulji University, School of Medicine, Daejeon, Korea)

Hepatopancreatobiliary Pathology (SY) 08:00~11:30 [2F, Room 201]	
Theme	Recent Updates in Hepatopancreatobiliary Pathology
Conveners	Ian R. WANLESS (Canada), Swan Nio THUNG (U.S.A.), Michiie SAKAMOTO (Japan), Matthew M. YEH (U.S.A.), Yasuni NAKANUMA (Japan), Eun Sil YU (Korea), Young Nyun PARK (Korea)
Time	Contents
08:00~09:30	Symposium I
	Co-chairs: Irene O.L. NG (Hong Kong), Ja June JANG (Korea)
08:00~08:20	RECENT UPDATES IN NASH (NONALCOHOLIC STEATO-HEPATITIS)
AP14-SY14-01	Matthew M. YEH (University of Washington School of Medicine, Seattle, Washington, U.S.A.)
08:20~08:40	RECENT UPDATES IN LIVER TRANSPLANTATION PATHOLOGY
AP14-SY14-02	Swan Nio THUNG (Icahn School of Medicine at Mount Sinai, New York, New York, U.S.A.)
08:40~09:00	RECENT CONCEPTS IN LIVER FIBROSIS: THE PATHOGENESIS AND REGRESSION OF CIRRHOSIS
AP14-SY14-03	Ian R. WANLESS (Dalhousie University, Halifax, Canada)
09:00~09:20	RECENT UPDATES IN MOLECULAR HEPATOCARCINOGENESIS AND DIAGNOSTIC APPLICATION
AP14-SY14-04	Michiie SAKAMOTO (Keio University School of Medicine, Tokyo, Japan)
09:20~09:30	Discussion
09:30~10:00	Coffee Break
10:00~11:30	Symposium II
	Co-chairs: Yasuni NAKANUMA (Japan), Eun Sil YU (Korea)
10:00~10:20	RECENT UPDATES IN LIVER CANCER STEM CELLS
AP14-SY14-05	Irene O.L. NG (The University of Hong Kong, Hong Kong)
10:20~10:40	HILAR CHOLANGIOCARCINOMA RESEMBLES PANCREATIC DUCT ADENOCARCINOMA PATHOLOGICALLY - SUGGESTIONS OF SIMILAR BACKGROUND AND DEVELOPMENT
AP14-SY14-06	Yasuni NAKANUMA (Kanazawa University Graduate School of Medicine, Kanazawa, Japan)
10:40~11:00	Cystic neoplasms of the pancreas
AP14-SY14-07	Volkan Nazmi ADSAY (Emory University Hospital, Atlanta, Georgia, U.S.A.)
11:00~11:20	STAGING OF THE PANCREATOBILIARY TRACT CANCERS: UPDATES AND VALIDATION
AP14-SY14-08	Seung-Mo HONG (Asan Medical Center University of Ulsan College of Medicine, Seoul, Korea)
11:20~11:30	Discussion

Pulmonary Pathology (SS) 14:00~17:00 [2F, Room 201]	
Conveners	Soon-Hee JUNG (Korea), Osamu MATSUBARA (Japan), Wendy A. COOPER (Australia), Ritu KULSHRESTHA (India)
Time	Contents
14:00~15:30	Slide Seminar I
	Co-chairs: Yukio NAKATANI (Japan), Geon Kook LEE (Korea)
14:00~14:15	Case 1
AP19-SS19-01	Ritu KULSHRESTHA (Vallabhbhai Patel Chest Institute Delhi University, Delhi, India)
14:15~14:30	Case 2
AP19-SS19-02	Dong Hoon SHIN (Pusan National University Yangsan Hospital, Yangsan, Korea)

14:30~15:00	Slide Seminar 2
	Co-chairs: Ritu KULSHRESTHA (India), Jeong-Wook SEO (Korea)
14:30~14:45	Case 3
AP19-SS19-03	Jae Y. RO (The Methodist Hospital, Cornell University, Houston, Texas, U.S.A.)
14:45~15:00	Case 4
AP19-SS19-04	Mee Sook ROH (Dong-A University College of Medicine, Busan, Korea)
15:00~15:30	Slide Seminar 3
	Co-chairs: Fan-qing MENG (China), Myoung Ja CHUNG (Korea)
15:00~15:15	Case 5
AP19-SS19-05	Joo Young KIM (University of Ulsan College of Medicine, Asan Medical Center, Seoul, Korea)
15:15~15:30	Case 6
AP19-SS19-06	Khoon Leong CHUAH (Tan Tock Seng Hospital, Singapore, Singapore)
15:30~16:00	Coffee Break
16:00~16:30	Slide Seminar 4
	Co-chairs: Khoon Leong CHUAH (Singapore), Seung Yeon HA (Korea)
16:00~16:15	Case 7
AP19-SS19-07	Angela CHONG (Singapore General Hospital, Singapore, Singapore)
16:15~16:30	Case 8
AP19-SS19-08	Kun-Young KWON (Keimyung University Dongsan Medical Center, Daegu, Korea)
16:30~17:00	Slide Seminar 5
	Co-chairs: Wendy A. COOPER (Australia), Chang Hun LEE (Korea)
16:30~16:45	Case 9
AP19-SS19-09	Soon-Hee JUNG (Yonsei University Wonju College of Medicine, Wonju, Korea)
16:45~17:00	Case 10
AP19-SS19-10	Joanne E. YI (Mayo Clinic, Rochester, Minnesota, U.S.A.)

Medical Education (SY) 08:00~09:30 [2F, Room 203]	
Theme	Pathology: Past, Present and Future
Conveners	Toshimasa YOSHIOKA (Japan), Eun Young LEE (U.S.A.), Sang Sook LEE (Korea)
Time	Contents
08:00~09:30	Symposium
	Co-chairs: Dae Young KANG (Korea), Sang Sook LEE (Korea)
08:00~08:30	THE MICROSCOPE IN BASIC MEDICAL EDUCATION: TRADITIONAL TREASURE OF TEACHING TOOL?
AP15-SY15-01	Ducksun AHN (Korea University Medical College, Seoul, Korea)
08:30~09:00	RECENT ADVANCE IN MEDICAL EDUCATION IN JAPAN
AP15-SY15-02	Toshimasa YOSHIOKA (Tokyo Women's Medical University, Tokyo, Japan)
09:00~09:30	ROLE OF PATHOLOGIST IN TOMORROW'S GLOBAL HEALTH CARE SYSTEM
AP15-SY15-03	Eun Young LEE (University of Kentucky, Lexington, Kentucky, U.S.A.)

Toxicologic/Experimental Pathology (SY) 10:00~11:30 [2F, Room 203]	
Conveners	Ki-Hwa YANG (Korea), Woo Chan SON (Korea)
Time	Contents
10:00~11:30	Symposium
	Co-chairs: Nam-Hee WON (Korea), Woo Chan SON (Korea)
10:00~10:30	TOXICOLOGICAL PATHOLOGY IN KOREA - PAST, PRESENT AND FUTURE
AP22-SY22-01	Ki-Hwa YANG (Korean Society of Toxicological Pathology, Seoul, Korea)
10:30~11:00	THE PRESENT AND FUTURE OF TOXICITY TESTING ORGANIZATIONS IN COMPLIANCE WITH GLP IN KOREA
AP22-SY22-02	Boo Hyon KANG (Chemon Nonclinical Research Institute, Yongin, Korea)
11:00~11:30	THE ROLE OF THE TOXICOLOGICAL PATHOLOGIST

AP22-SY22-03	Wendy HENDERSON (Harlan Laboratories Ltd, Shardlow, United Kingdom)
--------------	---

AP10-SS10-09	John Robert Srigley (McMaster University, Mississauga, Canada)
16:45~17:00	Case 9
AP10-SS10-10	Rafael E. JIMENEZ (Mayo Clinic, Rochester, Minnesota, U.S.A.)

Biobank (SY) 10:00~11:30 [2F, Room 204]	
Theme	Future's Development and International Cooperation of Human Biobanks
Conveners	Kun-Young KWON (Korea), Han-Kyeom KIM (Korea), Bok-Ghee HAN (Korea), Masashi FUKAYAMA (Japan), Chao-Cheng HUANG (Taiwan), Soo-Yong TAN (Singapore)
Time	Contents
10:00~11:30	Symposium
10:00~10:20	Co-chairs: Kun-Young KWON (Korea), Masashi FUKAYAMA (Japan) CURRENT STATUS OF TISSUE BANKS OF JAPAN: JAPANESE ASSOCIATION FOR HUMAN BIO-RESOURCES RESEARCH (JHBRR), TMGH AUTOPSY RESOURCE, AND BRAIN BANK FOR AGING RESEARCH Motoji SAWABE (Tokyo Medical and Dental University, Tokyo, Japan)
AP01-SY1-01	10:20~10:40
10:20~10:40	CURRENT BIOBANK SYSTEM IN TAIWAN – AN EXPERIENCE AT CHANG GUNG MEDICAL FOUNDATION Chao-cheng HUANG (Kaohsiung Chang Gung Memorial Hospital, Chang Gung University, Kaohsiung, Taiwan)
AP01-SY1-02	10:40~11:00
10:40~11:00	CHALLENGES TO HUMAN TISSUE BIOBANKING IN SINGAPORE Soo-Yong TAN (Singapore General Hospital, National University of Singapore, Singapore, Singapore)
AP01-SY1-03	11:00~11:20
11:00~11:20	CURRENT BIOBANK SYSTEM IN KOREA Do Youn PARK (Pusan National University Hospital, Busan, Korea)
AP01-SY1-04	11:20~11:30
11:20~11:30	Discussion

Genitourinary Pathology (SS) 14:00~17:00 [2F, Room 203]	
Conveners	Puay Hoon TAN (Singapore), Brett DELAHUNT (New Zealand), David Ganger BOSTWICK (U.S.A.), Chin-Chen PAN (Taiwan), David John GRIGNON (U.S.A.), Toyonori TSUZUKI (Japan), Zhe WANG (China), Jae Y. RO (U.S.A.)
Time	Contents
14:00~15:30	Slide Seminar I
14:00~14:15	Co-chairs: Jae Y. RO (U.S.A.), John R. SRIGLEY (Canada) RESULTS OF THE 2012 ISUP CONSENSUS CONFERENCE ON RENAL NEOPLASIA Brett DELAHUNT (Wellington School of Medicine, University of Otago, Wellington, New Zealand)
AP10-SS10-01	14:15~14:30
14:15~14:30	Case 1 Chin-Chen PAN (Taipei Veterans General Hospital, Taipei, Taiwan)
AP10-SS10-02	14:30~14:45
14:30~14:45	Case 2 Zhe WANG (Fourth Military Medical University, Xi'an, China)
AP10-SS10-03	14:45~15:00
14:45~15:00	Case 3 Sangeeta DESAI (Tata Memorial Centre, Mumbai, India)
AP10-SS10-04	15:00~15:15
15:00~15:15	Case 4 Puay Hoon TAN (Singapore General Hospital, Singapore, Singapore)
AP10-SS10-05	15:15~15:30
15:15~15:30	Case 5 Hiroyuki TAKAHASHI (The Jikei University School of Medicine, Tokyo, Japan)
AP10-SS10-06	15:30~16:00
15:30~16:00	Coffee Break
16:00~17:00	Slide Seminar II
16:00~16:15	Co-chairs: Namhoon CHO (Korea), Toyonori TSUZUKI (Japan)
AP10-SS10-07	16:15~16:30
16:15~16:30	Case 6 Gladell P. PANER (University of Chicago, Chicago, Illinois, U.S.A.)
AP10-SS10-08	16:30~16:45
16:30~16:45	Case 7 Hemamalini SAMARATUNGA (Aquesta Pathology, Brisbane, Australia)
	Case 8

Neuropathology (SY) 08:00~11:30 [1F, Room 101]	
Conveners	Chin-Cheng LEE (Taiwan), Ho Keung NG (Hong Kong), Tumtip SANGRUCHI (Thailand), Takanori HIROSE (Japan), Eun Kyung HONG (Korea), Tran Minh THONG (Vietnam)
Time	Contents
08:00~09:30	Symposium I: Pediatric Brain tumor
08:00~08:30	Co-chairs: Tatsuo SAWADA (Japan), Yeon-Lim SUH (Korea) GENETIC ALTERATION OF PEDIATRIC GLIOBLASTOMA Sung-Hye PARK (Seoul National University Hospital, College of Medicine, Seoul, Korea)
AP17-SY17-01	08:30~09:00
08:30~09:00	ATYPICAL TERATOID RHABDOID TUMOR, ARE WE THERE YET? Maysa AL-HUSSAINI (King Hussein Cancer Center, Amman, Jordan)
AP17-SY17-02	09:00~09:30
09:00~09:30	THE MOLECULAR PATHOLOGY OF MEDULLOBLASTOMA AS APPLIED TO ROUTINE PRACTICE Ho Keung NG (Prince of Wales Hospital, Hong Kong)
AP17-SY17-03	09:30~10:00
09:30~10:00	Coffee Break
10:00~11:30	Symposium II: General Neuropathology
10:00~10:30	Co-chairs: Takanori HIROSE (Japan), Je-Geun CHI (Korea) NEOVASCULIZATION OF MALIGNANT GLIOMA AND MECHANISM OF PERITUMORAL EDEMA Tatsuo SAWADA (Tokyo Women's Medical University, Tokyo, Japan)
AP17-SY17-04	10:30~11:00
10:30~11:00	NEUROPATHOLOGY OF CEREBRAL ISCHEMIA: CLINICAL AND EXPERIMENTAL OBSERVATIONS Min Cheol LEE (Chonnam National University Medical School, Gwangju, Korea)
AP17-SY17-05	11:00~11:30
11:00~11:30	ALS AND OTHER IMPORTANT TDP-43 PROTEINOPATHIES: AN OVERVIEW Hitoshi TAKAHASHI (Brain Research Institute, Niigata University, Niigata, Japan)
AP17-SY17-06	

Neuropathology (SS) 14:00~17:00 [1F, Room 101]	
Conveners	Chin-Cheng LEE (Taiwan), Ho Keung NG (Hong Kong), Tumtip SANGRUCHI (Thailand), Takanori HIROSE (Japan), Eun Kyung HONG (Korea), Tran Minh THONG (Vietnam)
Time	Contents
14:00~15:30	Slide Seminar I
14:00~14:15	Co-chairs: Ho Keung NG (Hong Kong), Sang-Pyo KIM (Korea)
AP17-SS17-01	14:15~14:30
14:15~14:30	Case 1 Sunju OH (University of Ulsan College of Medicine, Asan Medical Center, Seoul, Korea)
AP17-SS17-02	14:30~14:45
14:30~14:45	Case 2 Takanori HIROSE (Tokushima Prefectural Central Hospital, Tokushima, Japan)
AP17-SS17-03	14:45~15:00
14:45~15:00	Case 3 Dakeun LEE (Ajou University Hospital, Suwon, Korea)
AP17-SS17-04	15:00~15:15
15:00~15:15	Case 4 Maysa AL-HUSSAINI (King Hussein Cancer Center, Amman, Jordan)
AP17-SS17-05	15:15~15:30
15:15~15:30	Case 5 Mi Jung KWON (Hallym University Sacred Heart Hospital, Anyang, Korea)
AP17-SS17-06	15:30~16:00
15:30~16:00	Case 6 Tumtip SANGRUCHI (Faculty of Medicine Siriraj Hospital Mahidol University, Bangkok, Thailand)
16:00~17:00	Coffee Break
	Slide Seminar II
	Co-chairs: Chin-Cheng LEE (Taiwan), Min-Cheol LEE (Korea)

16:00~16:15	Case 7 AP17-SS17-07 So Dug LIM (Konkuk University School of Medicine, Seoul, Korea)
16:15~16:30	Case 8 AP17-SS17-08 Hitoshi TAKAHASHI (Brain Research Institute, Niigata University, Niigata, Japan)
16:30~16:45	Case 9 AP17-SS17-09 Kyung-Hwa LEE (Chonnam National University Medical School, Gwangju, Korea)
16:45~17:00	Case 10 AP17-SS17-10 Junjeong CHOI (Yonsei University Wonju College of Medicine, Wonju, Korea)

16:00~16:15	Case 1 AP05-SS5-04 Min Woo LEE (Henry Ford Hospital, Detroit, Michigan, U.S.A.)
16:15~16:30	Case 2 AP05-SS5-05 Cheng-Hsiang HSIAO (Cheng-Hsin General Hospital, Taipei, Taiwan)
16:30~16:45	Case 3 AP05-SS5-06 Kee-Taek JANG (Samsung Medical Center, Sungkyunkwan University School of Medicine, Seoul, Korea)
16:45~17:00	Case 4 AP05-SS5-07 Chan-sik PARK (Asan Medical Center, Seoul, Korea)

Molecular Pathology (SY) 08:00~11:30 [1F, Room 106]	
Theme	Molecular Pathology In The Era Of Personalized Medicine
Conveners	Robert Yoshiyuki OSAMURA (Japan), Yuichi ISHIKAWA (Japan), Matt Van De RIJN (U.S.A.), Han Ik BAE (Korea), Chan CHOI (Korea)
Time	Contents
08:00~09:30	Mini Symposium Co-chairs: Matt Van De RIJN (U.S.A.), Han Ik BAE (Korea)
08:00~08:30	INCREASING ROLES OF MOLECULAR/GENOMIC PATHOLOGY IN TARGETED CANCER THERAPY AP16-SY16-01 Robert Yoshiyuki OSAMURA (International University of Health and Welfare Mita Hospital, Tokyo, Japan)
08:30~09:00	MOLECULAR PATHOLOGY OF THE EARLY PATHOGENESIS OF LUNG CANCER AP16-SY16-02 Ignacio I. WISTUBA (UT-MD Anderson Cancer Center, Houston, Texas, U.S.A.)
09:00~09:30	SUBTYPING OF SMALL CELL LUNG CANCER BY IMMUNO-HISTOCHEMISTRY, GENE EXPRESSION AND NON-CODING RNA EXPRESSION AP16-SY16-03 Yuichi ISHIKAWA (Japanese Foundation for Cancer Research, Tokyo, Japan)
09:30~10:00	Coffee Break
10:00~11:30	Mini Symposium Co-chairs: Robert Yoshiyuki OSAMURA (Japan), Chan CHOI (Korea)
10:00~10:30	Personalized cancer medicine: opportunities and challenges AP16-SY16-04 Laura MACCONAILL (Dana-Farber Cancer Institute, Brigham and Women's Hospital, Boston, Massachusetts, U.S.A.)
10:30~11:00	NOVEL THERAPEUTIC TARGETS IN SARCOMA AP16-SY16-05 Matt Van De RIJN (Stanford University, Stanford, California, U.S.A.)
11:00~11:30	MOLECULAR PATHOLOGY AND PERSONALIZED CARE OF COLORECTAL CANCER AP16-SY16-06 Huamin WANG (The University of Texas MD Anderson Cancer Center, Houston, Texas, U.S.A.)

Dermatopathology 14:00~17:00 [1F, Room 106]	
Conveners	Min Woo LEE (U.S.A.), Kye Yong SONG (Korea), Miki IZUMI (Japan), Chan Kum PARK (Korea), Cheng-Hsiang HSIAO (Taiwan)
Time	Contents
14:00~15:30	Symposium: Hints and diagnostic clues in routine dermatopathological practice Co-chairs: Min Woo LEE (U.S.A.), Kye Yong SONG (Korea)
14:00~14:30	A MORPHOLOGICAL APPROACH TO THE DIFFICULT MELANOCYTIC LESIONS AP05-SS5-01 Kye Yong SONG (Chung-Ang University Hospital, Seoul, Korea)
14:30~15:00	GENERAL USEFUL HINTS TO DIAGNOSE SWEAT GLAND NEOPLASMS AP05-SS5-02 Miki IZUMI (Tokyo Medical University, Tokyo, Japan)
15:00~15:30	INFLAMMATORY DERMATOSES, OVER VIEW AP05-SS5-03 Min Woo LEE (Henry Ford Hospital, Detroit, Michigan, U.S.A.)
15:30~16:00	Coffee Break
16:00~17:00	Slide Seminar: Sharing of the interesting cases, which might induce major diagnostic discrepancy Co-chairs: Miki IZUMI (Japan), Chan Kum PARK (Korea)

Day 3 September 7 (Sat)

Gastrointestinal Pathology (SY) 08:00~11:30 [2F, Room 205]	
Conveners	Hoguen KIM (Korea), Woo Ho KIM (Korea), Ryoji KUSHIMA (Japan), Gregory Yves LAUWERS (U.S.A.), Min Woo LEE (U.S.A.), Monirath HAV (Cambodia)
Time	Contents
08:00~09:30	Symposium I: Experience of GEP-NET in Asia-Pacific Area Co-chairs: Jin Hee SOHN (Korea), Dongfeng TAN (U.S.A.)
08:00~08:20	PATHOLOGY OF GEP-NET : WHO CLASSIFICATION 2010 AND ITS APPLICATION AP09-SY9-01 Robert Yoshiyuki OSAMURA (International University of Health and Welfare Mita Hospital, Tokyo, Japan)
08:20~08:35	EXPERIENCE OF GINETS IN KOREA; MULTICENTER STUDY AP09-SY9-02 Mee-Yon CHO (Yonsei University Wonju College of Medicine, Wonju, Korea)
08:35~08:50	THE SIGNIFICANCE OF SIZE CRITERIA IN PANCREAS NEUROENDOCRINE TUMOR AP09-SY9-03 Kee-Taek JANG (Samsung Medical Center, Sungkyunkwan University School of Medicine, Seoul, Korea)
08:50~09:05	CELL DIFFERENTIATION IN GINETS: WHERE DO NEUROENDOCRINE CELLS COME FROM? AP09-SY9-04 Tomio ARAI (Tokyo Metropolitan Geriatric Hospital and Institute of Gerontology, Tokyo, Japan)
09:05~09:20	MOLECULAR DIAGNOSTICS AND PERSONALIZED MANAGEMENT OF GI NEUROENDOCRINE TUMORS AP09-SY9-05 Dongfeng TAN (MD Anderson Cancer Center, Houston, Texas, U.S.A.)
09:20~09:30	Q & A
09:30~10:00	Coffee Break
10:00~11:30	Symposium II: Recent updates in gastrointestinal Pathology Co-chairs: Woo Ho KIM (Korea), Yo KATO (Japan)
10:00~10:20	COLORECTAL CARCINOGENESIS: CURRENT CONCEPT AP09-SY9-06 Mari Mino-KENUDSON (Massachusetts General Hospital, Harvard Medical School, Boston, Massachusetts, U.S.A.)
10:20~10:40	WIDESPREAD FISH ABNORMALITY IN H. PYLORI INTESINALIZED PANGASTRITIS ENHANCES TARGETED GASTRIC CANCER SCREENING. AP09-SY9-07 Hwajeong LEE (Albany Medical College, Albany, New york, U.S.A.)
10:40~11:00	Fundic gland neoplasia, Significance of Budding in treatment of early gastric cancer, Characteristics of the gastric tumor in HNPCC AP09-SY9-08 Yo KATO (Cancer institute Hospital, Tokyo, Japan)
11:00~11:20	NEW CONCEPTS IN BARRETT'S ESOPHAGUS AND RELATED NEOPLASIA AP09-SY9-09 Gregory Yves LAUWERS (Massachusetts General Hospital, Harvard Medical School, Boston, Massachusetts, U.S.A.)
11:20~11:30	Q & A

Hematopathology (SS) 14:00~17:00 [2F, Room 205]	
Theme	Interesting Cases
Conveners	Sook Hee HONG (Korea), Jooryung HUH (Korea), Juhie LEE (Korea), Pongsak WANNAKRAIROT (Thailand), Endang Sri Roostini HARDJOLUKITO (Indonesia)

Time	Contents
14:00~15:30	Slide Seminar I
	Co-chairs: Bharat N. NATHWANI (U.S.A.), Young Hyeh KO (Korea)
14:00~14:20	Case 1
AP13-SS13-01	Endang Sri Roostini HARDJOLUKITO (Faculty of Medicine, University of Indonesia, Cipto Mangunkusumo Hospital, Jakarta, Indonesia)
14:20~14:40	Case 2
AP13-SS13-02	Siok Bian NG (National University Health System, Singapore, Singapore)
14:40~15:00	Case 3
AP13-SS13-03	Shih-sung CHUANG (Chi-Mei Medical Center, Taipei Medical University Hospital, Tainan, Taiwan)
15:00~15:20	Case 4
AP13-SS13-04	Ji Eun KIM (Seoul National University Boramae Hospital, Seoul, Korea)
15:30~16:00	Coffee Break
16:00~17:00	Slide Seminar II
	Co-chairs: Insun KIM (Korea), Chang Suk KANG (Korea)
16:00~16:20	Case 5
AP13-SS13-05	Bharat N. NATHWANI (Cedars Sinai Medical Center, Los Angeles, California, U.S.A.)
16:20~16:40	Case 6
AP13-SS13-06	Youli ZU (The Methodist Hospital, Weill Medical College of Cornell University, Houston, Texas, U.S.A.)
16:40~17:00	Case 7
AP13-SS13-07	Xiaoge ZHOU (Beijing Friendship Hospital, Capital Medical University, Beijing, China)

Breast Pathology (SY) 08:00~11:30 [2F, Room 201]	
Theme	Special Issues in Breast Pathology
Conveners	Woo-Hee JUNG (Korea), Hironobu SASANO (Japan), Puay Hoon TAN (Singapore), Gary M. TSE (Hong Kong)
Time	Contents
08:00~09:30	Symposium I
	Co-chairs: Young CHOI (U.S.A.), Ji Shin LEE (Korea)
08:00~08:30	GENETIC PREDISPOSITION TO BREAST CANCER: THE SIGNIFICANCE OF THE BRCA GENES
AP03-SY3-01	Ui-Soon KHOO (The University of Hong Kong, Hong Kong)
08:30~09:00	HER2 HETEROGENEITY IN BREAST CANCER
AP03-SY3-02	So Yeon PARK (Seoul National University Bundang Hospital, Seoul National University College of Medicine, Seongnam, Korea)
09:00~09:30	Clinical significance of erβ-isoforms expression in era - negative and triple-negative breast cancers
AP03-SY3-03	Young CHOI (Yale University School of Medicine, New Haven, Connecticut, U.S.A.)
09:30~10:00	Coffee Break
10:00~11:30	Symposium II
	Co-chairs: Puay Hoon TAN (Singapore), In Ae PARK (Korea)
10:00~10:30	FIBROEPITHELIAL BREAST LESIONS: AN UPDATE
AP03-SY3-04	Puay Hoon TAN (Singapore General Hospital, Singapore, Singapore)
10:30~11:00	THE VALUES AND PITFALLS OF KI67 ANALYSIS IN BREAST DISEASES
AP03-SY3-05	Hironobu SASANO (Tohoku University School of Medicine, Sendai, Japan)
11:00~11:30	ROLE OF FINE-NEEDLE ASPIRATION IN THE MANAGEMENT OF BREAST CANCER IN THE ERA OF PERSONALIZED MEDICINE
AP03-SY3-06	Yun GONG (University of Texas, MD Anderson Cancer Center, Houston, Texas, U.S.A.)

Pediatric Pathology (SY) 14:00~17:00 [2F, Room 201]	
Theme	Updates in Pediatric Pathology
Conveners	Sung Hye PARK (Korea), Bo-Yee NGAN (Canada), Kentaro MATSUOKA (Japan), Jane E. DAHLSTROM (Australia), Pauline M. CHOU (U.S.A.)

Time	Contents
14:00~15:30	Symposium I
	Co-chairs: Sung Hye PARK (Korea), Jane E. DAHLSTROM (Australia)
14:00~14:25	PEDIATRIC LYMPHOMA FOR THE SURGICAL PATHOLOGIST: THE SMALLER/YOUNGER THE PATIENT, THE MORE YOU NEED TO KNOW ABOUT
AP18-SY18-01	Bo Yee NGAN (Hospital for Sick Children, University of Toronto, Toronto, Canada)
14:25~14:50	PEDIATRIC OSTEOSARCOMA
AP18-SY18-02	Min Suk KIM (Dongnam Institute Radiological and Medical Sciences, Busan, Korea)
14:50~15:10	SPINDLE CELL TUMORS IN CHILDREN WITH UNUSUAL PRESENTATIONS: DISTINCT ENTITIES WITH DIAGNOSTIC CHALLENGES
AP18-SY18-03	Pauline M. CHOU (Ann and Robert Lurie Children's Hospital, Northwestern Feinberg School of Medicine, Chicago, Illinois, U.S.A.)
15:10~15:30	DIFFUSE CHORIOAMNIOTIC HEMOSIDEROSIS AND ITS CLINICAL SIGNIFICANCE 25-YEAR EXPERIENCE AT A TERTIARY PERINATAL CENTER
AP18-SY18-04	Makiko OHYAMA (Kanagawa Children's Medical Center, Yokohama, Japan)
15:30~16:00	Coffee Break
16:00~17:00	Symposium II
	Co-chair: Yeon-Lim SUH (Korea), Pauline M. CHOU (U.S.A.)
16:00~16:20	RECENT KNOWLEDGE ON CONGENITAL PULMONARY AIRWAY MALFORMATION (CPAM)/CONGENITAL CYSTIC ADENOMATOID MALFORMATION (CCAM)
AP18-SY18-05	Kentaro MATSUOKA (National Medical Center for Children and Mothers, Tokyo, Japan)
16:20~16:40	RADIOLUCENT CYST-LIKE LESIONS OF THE JAWS IN CHILDREN
AP18-SY18-06	Jane E. DAHLSTROM (Canberra Hospital and ANU Medical School, Canberra, Australia)
16:40~17:00	PEDIATRIC CANCER AND GERMLINE P53 MUTATION
AP18-SY18-07	Ka Fai TO (The Chinese University of Hong Kong, Hong Kong)

Genitourinary Pathology (SY) 08:00~11:30 [2F, Room 203]	
Theme	Updates on Genitourinary Pathology
Conveners	Puay Hoon TAN (Singapore), Brett DELAHUNT (New Zealand), David Granger BOSTWICK (U.S.A.), Chin-Chen PAN (Taiwan), David John GRIGNON (U.S.A.), Toyonori TSUZUKI (Japan), Zhe WANG (China), Jae Y. RO (U.S.A.)
Time	Contents
08:00~09:30	Symposium I: Updates on Prostate Pathology
	Co-chairs: Yeong-Jin CHOI (Korea), Puay Hoon TAN (Singapore)
08:00~08:20	PATHOLOGIST'S ROLE IN PERSONALIZED ONCOLOGY PRACTICE
AP10-SY10-01	Jae Y. RO (The Methodist Hospital, Weill Medical College of Cornell University, Houston, Texas, U.S.A.)
08:20~08:40	AN UPDATE OF GLEASON GRADING
AP10-SY10-02	Lars EGEVAD (Karolinska University Hospital, Stockholm, Sweden)
08:40~09:00	INTRADUCTAL CARCINOMA OF THE PROSTATE AND HIGH GRADE PROSTATIC INTRAEPITHELIAL NEOPLASIA
AP10-SY10-03	Ming ZHOU (New York University Medical Center, New York, New York, U.S.A.)
09:00~09:20	BIOMARKERS IN PROSTATE CANCER
AP10-SY10-04	David Granger BOSTWICK (Bostwick Laboratories, Glen Allen, Virginia, U.S.A.)
09:20~09:30	Q & A
09:30~10:00	Coffee Break
10:00~11:30	Symposium II: Updates on Urothelial and Renal Pathology
	Co-chairs: Steve S. SHEN (U.S.A.), Ximing J. YANG (U.S.A.)
10:00~10:20	CLEAR CELL RENAL CELL CARCINOMA: CONCEPTUAL EVOLUTIONS PRE- AND POST-TCGA
AP10-SY10-05	Satish Kumar TICKOO (Memorial Sloan-Kettering Cancer Center, New York, New York, U.S.A.)
10:20~10:40	CLASSIFICATION OF RENAL CELL CARCINOMA: THE 2012 ISUP REVISION

AP10-SY10-06	David John GRIGNON (Indiana University, Indianapolis, Indiana, U.S.A.)
10:40~11:00	Current use of needle core biopsy in the diagnosis of a renal mass
AP10-SY10-07	Pheroze TAMBOLI (MD Anderson Cancer Center, Houston, Texas, U.S.A.)
11:00~11:20	UPDATE ON MICROPAPILLARY UROTHELIAL CARCINOMA OF THE BLADDER.
AP10-SY10-08	Adeboye O. OSUNKOYA (Emory University School of Medicine, Atlanta, Georgia, U.S.A.)
11:20~11:30	Q & A

Endocrine Pathology (SS) 14:00~17:00 [2F, Room 203]	
Theme	Diagnostic Pitfalls in Endocrine Pathology
Conveners	Ryohei KATOH (Japan), Alfred LAM (Australia), Shahid PERVEZ (Pakistan), Mi Kyung SHIN (Korea)
Time	Contents
14:00~15:30	Slide Seminar I
Co-chairs: Robert Yoshiyuki OSAMURA (Japan), Mi Kyung SHIN (Korea)	
14:00~14:20	Case 1
AP06-SS6-01	Alfred LAM (Griffith University, Gold Coast, Australia)
14:20~14:40	Case 2
AP06-SS6-02	Hye Sook MIN (Seoul National University Hospital, Seoul, Korea)
14:40~15:00	Case 3
AP06-SS6-03	Chuen HSUEH (Chang Gung Memorial Hospital, Taoyuan, Taiwan)
15:00~15:20	Case 4
AP06-SS6-04	Tetsuo KONDO (University of Yamanashi, Yamanashi, Japan)
15:20~15:40	Coffee Break
15:40~17:00	Slide Seminar II
Co-chairs: Shahid PERVEZ (Pakistan), SoonWon HONG (Korea)	
15:40~16:00	Case 5
AP06-SS6-05	Chan Kwon JUNG (The Catholic University of Korea, Seoul St. Mary's Hospital, Seoul, Korea)
16:00~16:20	Case 6
AP06-SS6-06	Shahid PERVEZ (Aga Khan University Medical Center, Karachi, Pakistan)
16:20~16:40	Case 7
AP06-SS6-07	Naoko INOSHITA (Cancer Institute, Toranomon Hospital, Tokyo, Japan)
16:40~17:00	Case 8
AP06-SS6-08	Ji Young PARK (School of Medicine, Kyungpook National University, Daegu, Korea)

Bone and Soft Tissue Pathology (SY) 08:00~11:30 [1F, Room 101]	
Conveners	Fiona BONAR (Australia), Masanori HISAKA (Japan), Hsuan-ying HUANG (Taiwan), Yong-Koo PARK (Korea), Shahid PERVEZ (Pakistan)
Time	Contents
08:00~09:30	Symposium I
Co-chairs: Shinichiro USHIGOME (Japan), Moon Ho YANG (Korea)	
08:00~08:30	MALIGNANT FIBROUS HISTIOCYTOMA : A THING OF THE PAST
AP02-SY2-01	Christopher D.M. FLETCHER (Brigham & Women's Hospital, Boston, Massachusetts, U.S.A.)
08:30~09:00	CARTILAGE FORMING TUMOURS: AN APPROACH TO DIAGNOSIS
AP02-SY2-02	Fiona BONAR (Douglass Hanly Moir Pathology, New South Wales, Australia)
09:00~09:30	PAGET'S DISEASE-EAST ASIAN COUNTRIES
AP02-SY2-03	Yong-Koo PARK (School of Medicine, Kyung Hee University, Seoul, Korea)
09:30~10:00	Coffee Break
10:00~11:30	Symposium II
Co-chairs: Rikuo MACHINAMI (Japan), Anhi LEE (Korea)	
10:00~10:20	MOLECULAR ALTERATIONS IN OSTEOSARCOMA AND FIBRO-OSSEOUS LESIONS

AP02-SY2-04	Yoshinao ODA (Kyushu University, Fukuoka, Japan)
10:20~10:40	AN UPDATE ON MOLECULAR PATHOGENESIS OF MYXOFIBROSARCOMAS
AP02-SY2-05	Hsuan-ying HUANG (Kaohsiung Chang Gung Memorial Hospital and Chang Gung University College of Medicine, Kaohsiung, Taiwan)
10:40~11:00	ADVANCES IN PATHOLOGY OF MYOFIBROBLASTIC TUMORS
AP02-SY2-06	Joon Hyuk CHOI (Yeungnam University College of Medicine, Daegu, Korea)
11:00~11:20	EWING SARCOMA/PRIMITIVE NEUROECTODERMAL TUMOR: DIAGNOSTIC APPLICATION OF RECENT BIOMARKERS
AP02-SY2-07	Masanori HISAKA (School of Medicine, University of Occupational and Environmental Health, Kitagiyushu, Japan)
11:20~11:30	Q & A

Head & Neck Pathology (SS) 14:00~17:00 [1F, Room 101]	
Conveners	Joo-shik SHIN (Australia), Fredrik PETERSSON (Singapore), Toshitaka NAGAO (Japan), Beverly Y. WANG (U.S.A.), Kyung-Ja CHO (Korea)
Time	Contents
14:00~15:30	Slide Seminar I
Co-chairs: Beverly Y. WANG (U.S.A.), Fredrik PETERSSON (Singapore)	
14:00~14:30	Case 1
AP12-SS12-01	Kyung-Ja CHO (University of Ulsan College of Medicine, Asan Medical Center, Seoul, Korea)
14:30~15:00	Case 2
AP12-SS12-02	Toshitaka NAGAO (Tokyo Medical University, Tokyo, Japan)
15:00~15:30	Case 3
AP12-SS12-03	Joo-shik SHIN (School of Medicine, University of Western Sydney, Liverpool Hospital, Sydney, Australia)
15:30~16:00	Coffee Break
16:00~17:00	Slide Seminar II
Co-chairs: Toshitaka NAGAO (Japan), Kyung-Ja CHO (Korea)	
16:00~16:30	Case 4
AP12-SS12-04	Beverly Y. WANG (Beth Israel Medical Center, Albert Einstein College of Medicine, New York, New York, U.S.A.)
16:30~17:00	Case 5
AP12-SS12-05	Fredrik PETERSSON (National University Health System, Singapore, Singapore)

Cytopathology (SY) 08:00~11:30 [1F, Room 106]	
Theme	Updates on Cytopathology
Conveners	Sung Ran HONG (Korea), Insun KIM (Korea), Andrew FIELD (Australia), Kiyomi TANIYAMA (Japan), Chiung-Ru LAI (Taiwan)
Time	Contents
08:00~09:30	Symposium I: Gynecologic Cytopathology
Co-chair: Insun KIM (Korea), Atsuhiko SAKAMOTO (Japan)	
08:00~08:30	PITFALLS IN GYN CYTOLOGY: HYPERCHROMATIC CROWDED GROUPS
AP04-SY4-01	Richard Mac DEMAY (University of Chicago, Chicago, Illinois, U.S.A.)
08:30~08:50	HPV TESTING AND GYNECOLOGICAL CYTOLOGY
AP04-SY4-02	Annie N.Y. CHEUNG (The University of Hong Kong, Hong Kong)
08:50~09:10	COMPARISON OF THINPREP SAMPLES AND CONVENTIONAL PAP SMEARS FOR UTERINE CERVIX WITH REFERENCE TO HPV PREVALENCE
AP04-SY4-03	Kiyomi TANIYAMA (NHO Kure Medical Center and Chugoku Cancer Center, Kure, Japan)
09:10~09:30	PRACTICE GUIDELINES FOR THE EARLY DETECTION OF CERVICAL CANCER IN KOREA: KOREAN SOCIETY OF GYNECOLOGIC ONCOLOGY AND THE KOREAN SOCIETY FOR CYTOPATHOLOGY 2012 EDITION
AP04-SY4-04	Jin Hwa HONG (Guro Hospital College of Medicine Korea University, Seoul, Korea)
09:30~10:00	Coffee Break

10:00~11:30	Symposium II: Non-Gynecologic Cytopathology Co-chair: Young Chae CHU (Korea), Jae Y. RO (U.S.A.)
10:00~10:30 AP04-SY4-05	BETHESDA AND BEYOND IN THYROID CYTOLOGY SoonWon HONG (Yonsei University, College of Medicine, Seoul, Korea)
10:30~10:50 AP04-SY4-06	The diagnosis of breast intraductal lesions Andrew FIELD (Notre Dame Medical School, and Senior Lecturer, University of NSW, St Vincent's Hospital, Sydney, Australia)
10:50~11:10 AP04-SY4-07	FINE NEEDLE ASPIRATION OF LIVER MASSES WITH GLANDULAR FEATURES Aileen WEE (National University of Singapore, National University Hospital, Singapore, Singapore)
11:10~11:30 AP04-SY4-08	Methadone profiles facilitate accurate detection of bladder cancer in urine Bin YANG (Pathology & Laboratory Medicine Institute, Cleveland Clinic Lerner College of Medicine, Cleveland, Ohio, U.S.A.)

Cytopathology (SS) 14:00~17:00 [1F, Room 106]	
Theme	Updates on Cytopathology
Conveners	Sung Ran HONG (Korea), Insun KIM (Korea), Andrew FIELD (Australia), Kiyomi TANIYAMA (Japan), Chiung-Ru LAI (Taiwan)
Time	Contents
14:00~15:30	Slide Seminar I Co-chairs: In Ae PARK (Korea), Chiung Ru LAI (Taiwan)
14:00~14:20 AP04-SS4-01	Case 1 Mitsuyoshi HIROKAWA (Kuma Hospital, Kobe, Japan)
14:20~14:40 AP04-SS4-02	Case 2 Seung-Sook LEE (Korea Cancer Center Hospital, KIRAMS, Seoul, Korea)
14:40~15:00 AP04-SS4-03	Case 3 Tsui-Lien MAO (National Taiwan University Hospital, Taipei, Taiwan)
15:00~15:20 AP04-SS4-04	Case 4 Longwen CHEN (Mayo Clinic Arizona, Scottsdale, Arizona, U.S.A.)
15:30~16:00	Coffee Break
16:00~17:00	Slide Seminar II Co-chairs: Sung Ran HONG (Korea), Andrew FIELD (Australia)
16:00~16:20 AP04-SS4-05	Case 5 Samreung RANGDAENG (Faculty of Medicine, Chiang Mai University, Chiang Mai, Thailand)
16:20~16:40 AP04-SS4-06	Case 6 Chang Hun LEE (Pusan National University Hospital, Busan, Korea)
16:40~17:00 AP04-SS4-07	Case 7 Bastiaan De BOER (University of Western Australia, PathWest Laboratory Medicine, Queen Elizabeth II Medical Centre, Nedlands Perth, Australia)

Day 4 September 8 (Sun)

Breast Pathology (SS) 08:00~11:00 [2F, Room 205]	
Theme	Slide Seminar on Breast Pathology Update
Conveners	Woo-Hee JUNG (Korea), Hironobu SASANO (Japan), Puay Hoon TAN (Singapore), Gary M. TSE (Hong Kong)
Time	Contents
08:00~09:30	Slide Seminar I Co-chairs: Gary M. TSE (Hong Kong), Gyung Yub GONG (Korea)
08:00~08:20 AP03-SS3-01	Case 1 Gary M. TSE (Prince of Wales Hospital, Hong Kong)

08:20~08:40 AP03-SS3-02	Case 2 Eun Yoon CHO (Samsung Medical Center, Sungkyunkwan University School of Medicine, Seoul, Korea)
08:40~09:00 AP03-SS3-03	Case 3 Chih-Yi HSU (Taipei Veterans General Hospital, Taipei, Taiwan)
09:00~09:20 AP03-SS3-04	Case 4 Jee Yeon KIM (Pusan National University Yangsan Hospital, Pusan National University College of Medicine, Yangsan, Korea)
09:20~09:30	Discussion
09:30~10:00	Coffee Break
10:00~11:00	Slide Seminar II Co-chairs: Aysegul A. SAHIN (U.S.A.), Kyeong Mee PARK (Korea)
10:00~10:20 AP03-SS3-05	Case 5 Ahwon LEE (Catholic University of Korea, Seoul St. Mary's Hospital, Seoul, Korea)
10:20~10:40 AP03-SS3-06	Case 6 Gelareh FARSHID (SA Pathology, BreastScreen SA, Adelaide, Australia)
10:40~11:00 AP03-SS3-07	Case 7 Aysegul A. SAHIN (The University of Texas MD Anderson Cancer Center, Houston, Texas, U.S.A.)

Hepatopancreatobiliary Pathology (SS) 08:00~11:00 [2F, Room 201]	
Conveners	Ian R. WANLESS (Canada), Swan Nio THUNG (U.S.A.), Michie SAKAMOTO (Japan), Matthew M. YEH (U.S.A.), Yasuni NAKANUMA (Japan), Eun Sil YU (Korea), Young Nyun PARK (Korea)
Time	Contents
08:00~09:30	Slide Seminar I: Liver Neoplasm and Mimickers Co-chairs: Yung-Ming JENG (Taiwan), Grace Eun Hye KIM (U.S.A.)
08:00~08:15 AP14-SS14-01	Case 1 Woo Sung MOON (Chonbuk National University, Medical School, Jeonju, Korea)
08:15~08:30 AP14-SS14-02	Case 2 Matthew M. YEH (University of Washington School of Medicine, Seattle, Washington, U.S.A.)
08:30~08:45 AP14-SS14-03	Case 3 Young Bae KIM (Ajou University School of Medicine, Suwon, Korea)
08:45~09:00 AP14-SS14-04	Case 4 Andrew D. CLOUSTON (University of Queensland, Envoi Specialist Pathologists, Brisbane, Australia)
09:00~09:15 AP14-SS14-05	Case 5 Yung-ming JENG (National Taiwan University Hospital, Taipei, Taiwan)
09:15~09:30	Discussion
09:30~10:00	Coffee Break
10:00~11:00	Slide Seminar II: Pancreatobiliary neoplasm and mimickers Co-chairs: Yung-Ming JENG (Taiwan), Grace Eun Hye KIM (U.S.A.)
10:00~10:15 AP14-SS14-06	Case 6 Grace Eun Hye KIM (University of California, San Francisco, California, U.S.A.)
10:15~10:30 AP14-SS14-07	Case 7 Sunhoo PARK (Korea Cancer Center Hospital, Seoul, Korea)
10:30~10:45 AP14-SS14-08	Case 8 Kenji NOTOHARA (Kurashiki Central Hospital, Kurashiki, Japan)
10:45~11:00 AP14-SS14-09	Case 9 Lizhi ZHANG (Mayo Clinic, Rochester, Minnesota, U.S.A.)

Gynecologic Pathology (SS) 08:00~11:00 [2F, Room 203]	
Theme	Interesting and Difficult Cases in Gynecological Pathology
Conveners	Hye Kyoung YOON (Korea), Chong Woo YOO (Korea), Insun KIM (Korea), Atsuhiko SAKAMOTO (Japan), Ming-Chieh LIN (Taiwan), Geung Hwan AHN (U.S.A.)

Time	Contents
08:00~09:30	Slide Seminar I
	Co-chairs: Kwang Sun SUH (Korea), Ming-Chieh LIN (Taiwan)
08:00~08:15	Case 1
AP11-SS11-01	Eung-Seok LEE (Korea University Hospital, Seoul, Korea)
08:15~08:30	Case 2
AP11-SS11-02	Fumi KAWAKAMI (Kobe University Hospital, Kobe, Japan)
08:30~08:45	Case 3
AP11-SS11-03	Raghwa Nand SHARMA (Westmead Hospital, University of Sydney, University of Western Sydney, Sydney, Australia)
08:45~09:00	Case 4
AP11-SS11-04	Malee WARNISSORN (Siriraj Hospital Mahidol University, Bangkok, Thailand)
09:00~09:15	Case 5
AP11-SS11-05	Joseph T. RABBAN (University of California, San Francisco, California, U.S.A.)
09:15~09:30	Case 6
AP11-SS11-06	Hsiang-Lin SONG (National Taiwan University Hospital, Hsinchu branch, Hsinchu, Taiwan)
09:30~10:00	Coffee Break
10:00~11:00	Slide Seminar II
	Co-chairs: Hye Kyoung YOON (Korea), Atsuhiko SAKAMOTO (Japan)
10:00~10:15	Case 7
AP11-SS11-07	Annie N.Y. CHEUNG (The University of Hong Kong, Hong Kong)
10:15~10:30	Case 8
AP11-SS11-08	Daichi MAEDA (Graduate School of Medicine, the University of Tokyo, Tokyo, Japan)
10:30~10:45	Case 9
AP11-SS11-09	Naila KAYANI (Aga Khan University, Karachi, Pakistan)
10:45~11:00	Case 10
AP11-SS11-10	Yonghee LEE (Ajou University Hospital, Suwon, Korea)

Surgical Pathology (SS) 08:00~11:00 [1F, Room 106]	
Theme	Slide Seminar on Surgical Pathology Update
Conveners	Jae Y. RO (U.S.A.), Seung-Mo HONG (Korea), Insun KIM (Korea), Steven S. SHEN (U.S.A.), Youli ZU (U.S.A.)
Time	Contents
08:00~09:30	Slide Seminar I
	Co-chairs: Insun KIM (Korea), Jim ZHAI (U.S.A.)
08:00~08:20	Case 1
AP21-SS21-01	Youli ZU (The Methodist Hospital, Weill Medical College of Cornell University, Houston, Texas, U.S.A.)
08:20~08:40	Case 2
AP21-SS21-02	Steven S. SHEN (The Methodist Hospital, Houston, Texas, U.S.A.)
08:40~09:00	Case 3
AP21-SS21-03	Aysegul A. SAHIN (The University of Texas, MD Anderson Cancer Center, Houston, Texas, U.S.A.)
09:00~09:20	Case 4
AP21-SS21-04	Hidehiro TAKEI (The Methodist Hospital, Houston, Texas, U.S.A.)
09:20~09:30	Q & A
09:30~10:00	Coffee Break
10:00~11:00	Slide Seminar II
	Co-chairs: Jae Y. RO (U.S.A.), Brett DELAHUNT (New Zealand)
10:00~10:20	Case 5
AP21-SS21-05	Daniel James LUTHRINGER (Cedars-Sinai Medical Center, Los Angeles, California, U.S.A.)
10:20~10:40	Case 6
AP21-SS21-06	Anais Malpica LYOS (The University of Texas, MD Anderson Cancer Center, Houston, Texas, U.S.A.)
10:40~11:00	Case 7
AP21-SS21-07	Jim ZHAI (Mayo Clinic, Jacksonville, Florida, U.S.A.)

Bone and Soft Tissue Pathology (SS) 08:00~11:00 [1F, Room 101]	
Conveners	Fiona BONAR (Australia), Masanori HISAOKA (Japan), Hsu-an-ying HUANG (Taiwan), Yong-Koo PARK (Korea), Shahid PERVEZ (Pakistan)
Time	Contents
08:00~09:30	Slide Seminar I
	Co-chairs: Masazumi TSUNEYOSHI (Japan), Young Chae CHU (Korea)
08:00~08:20	Case 1
AP02-SS2-01	Kyi Beom LEE (Ajou University Hospital, Suwon, Korea)
08:20~08:40	Case 2
AP02-SS2-02	Fiona BONAR (Douglass Hanly Moir Pathology, New South Wales, Australia)
08:40~09:00	Case 3
AP02-SS2-03	Shahid PERVEZ (Aga Khan University Medical Center, Karachi, Pakistan)
09:00~09:20	Case 4
AP02-SS2-04	Takanori HIROSE (Tokushima Prefectural Central Hospital, Tokushima, Japan)
09:20~09:30	Q & A
09:30~10:00	Coffee Break
10:00~11:00	Slide Seminar II
	Co-chairs: Fiona BONAR (Australia), Kyi Beom LEE (Korea)
10:00~10:20	Case 5
AP02-SS2-05	Kyung-Rak SOHN (Daegu Fatima Hospital, Daegu, Korea)
10:20~10:40	Case 6
AP02-SS2-06	Paul Chih-hsueh CHEN (Taipei-Veterans General Hospital, Taipei, Taiwan)
10:40~11:00	Case 7
AP02-SS2-07	Takayuki NOJIMA (Kanazawa Medical University, Kanazawa, Japan)

ONLY online registration at the congress website[<http://www.apiap2013.org>] will be accepted.
Online registration will be available until August 5, 2013. From August 6, you will be required to register on-site.

Registration Fee

	Category	Early Registration by July 5, 2013	Regular Registration July 6~August 5, 2013	On-Site Registration after August 5, 2013
International	IAP Member	USD 400	USD 500	USD 600
	Non-member of IAP	USD 450	USD 550	USD 650
	Resident / Trainee	USD 250	USD 300	USD 400
	Developing Country *	USD 100	USD 150	USD 200
	Technologist		USD 100	
	Accompanying Person		USD 200	
	Gala Dinner		USD 100	
Domestic	KSP Member	KRW 300,000	KRW 400,000	KRW 500,000
	Resident/Trainee/Army Surgeon	KRW 200,000	KRW 250,000	KRW 300,000
	Technologist		KRW 100,000	
	Accompanying Person		KRW 150,000	
	Gala Dinner		KRW 100,000	

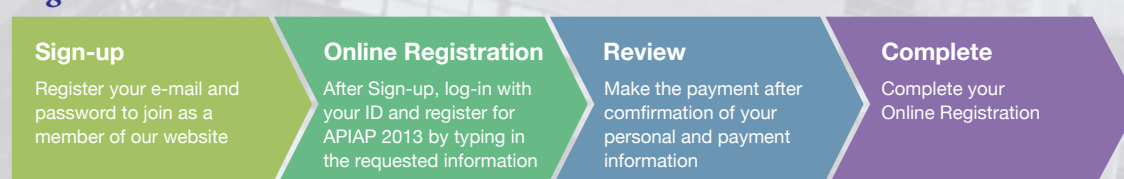
* Outstanding payments will be collected on-site and charged at the on-site rate.

* To see the list of developing countries, please refer to the following webpage, <http://www.who.int/hinari/eligibility/>

Registration Fee Includes

For Regular Participants	For Accompanying Persons
<ul style="list-style-type: none"> - Participation in all scientific sessions - Entrance to the exhibition - Opening Ceremony & Welcome reception - Luncheon Symposiums - Congress Kit - All printed materials - Coffee Breaks 	<ul style="list-style-type: none"> - Spouse Tour - Entrance to the exhibition - Opening Ceremony & Welcome reception - Coffee Breaks

Registration Process



Registration Method

1. All registration fees must be made in U.S. Dollars(for international) and KRW(for domestic) by credit card or bank transfer.
 - Payment by credit card is available only through the on-line registration system.
 - For bank details to pay by wire transfer, please refer to the website (<http://www.apiap2013.org/>).
2. Personal checks and bank drafts will not be accepted

Cancellation & Refund Policy


1. For administrative reasons, all refunds will be made after the Congress. Any cancellation notices must be made to the Secretariat in writing to be eligible for refunds.
2. All processing fees will be deducted from the reimbursement
3. If you do not attend the congress without notice of cancellation, no refund will be given.
 - Cancellation by August 5, 2013: **50% refund**
 - Cancellation after August 5, 2013: **No refund**

Invitation Letter & Notarization

The Organizing Committee will be pleased to provide an official invitation letter to those who need it for VISA application to visit Korea.

If you need a notarized invitation letter, please contact the Secretariat (register@apiap2013.org).

Please make sure an additional fee may be requested by organizing committee of the APIAP 2013.



Hotels

A large selection of accommodation has been reserved at special APIAP 2013 rates with easy access to the Congress venue. Below official hotels were selected after careful consideration of several factors; particular security, moderate price, convenient traffic situation, and etc. Reservations will be made on first-come, first-served basis. Make your reservation through online reservation system.(<http://www.apiap2013.org>)

*Due to the limited number of rooms, early hotel reservation is highly recommended.

Hotel (Grade)		Room Type		Room Rate (KRW) / Night / Room		Breakfast (KRW) / Person	Tax & SVC	Distance to BEXCO
				Single Occupancy	Double Occupancy Double/Twin(2 beds)			
Paradise Hotel Busan * (★★★★★)		Deluxe	City View	270,000	290,000	25,000	21%	10 Min. by car
			Half Ocean View	290,000	310,000			
			Ocean View	320,000	340,000			
		Executive	City View	320,000	340,000	20,000 (1 person is included)		
			Half Ocean View	320,000	340,000			
Novotel Ambassador Busan * (★★★★)		Deluxe	City View	160,000		19,000		
			Ocean View	200,000				
Toyoko-Inn Busan Haeundae (★★★) Sold out		Standard		82,000				
Seacloud * (Residence)	Kolon	Superior Room***			140,000	20,000		
		Executive Suite***			230,000			
	Kun Oh	Superior Room***			140,000	16,000		
		Executive Suite***			230,000			
Haeundae Centum Hotel * (Residence) Sold out		Deluxe		140,000		15,000	10%	5 Min. on foot
		Suite 1**		280,000				
		Suite 2**		330,000				
Arpina (Youth Hostel)		Room for 3 people (3 Single beds)			115,682	10,000		10~15 Min. on foot
		Room for 4 people (2 single beds, 1 double deck bed)			115,682			
		Room for 6 people (3 double deck beds)			123,182			

* Additional room rate of KRW 10,000 (excluding VAT&SVC) per night will be applied to the above rates for reservations only on Friday, Saturday or both nights. (Except Toyoko-Inn Busan and Arpina Youth Hostel)

- Suite 1** (Corner/ Park/Sky Blue)

Area: 77.6 square meters

Maximum beds condition: one king size bed, one single size bed and two duvet set (Korean style).

- Suite 2** (Centum/Garden)

Area: 90 square meters

Maximum beds condition: one king size bed, one single size bed and two duvet set (Korean style).

- Superior Room***

Area: 36.3 square meters

Maximum beds condition: two single size bed and one duvet set (Korean style).

- Executive Suite***

Area: 66.1 square meters

Maximum beds condition: one queen size bed and one duvet set (Korean style).

Important Dates

- Hotel Reservation Deadline: August 2 (Fri), 2013, rooms are not guaranteed after the date
- Cancellation by August 2 (Fri), 2013: **No penalty**
- Cancellation from August 3 (Sat), or No-show or Early departure: **No refund and full payment will be charged as penalty**




Opening Ceremony

Date: September 5 (Thu), 2013

Time: 08:30 - 09:00

Venue: Room 301(3F), Bexco




Welcome Reception "Korean Night"

Date: September 5 (Thu), 2013

Time: 17:30 - 19:30

Venue: Room 301(3F), Bexco

* All registrants can join the Welcome Reception



Gala Dinner "See You Again"

Date: September 7 (Sat), 2013

Time: 17:30 - 20:00

Venue: Room 301(3F), Bexco

Fee: USD 100, KRW 100,000

* Only participants who have paid for the Gala Dinner may attend event.


Enjoy the climax of the APIAP 2013 with excellent dinner and great performances.

* Ticket required at the entrance.

* The amount of tickets is limited. Please apply for the Gala Dinner as soon as possible.


Enjoy Great Performances

'Step Crew'



Since its foundation in 1999, 'Step Crew' has been Busan's representative dance team, winning many dance performance and battle competitions. As one and only blended dance team covering B-Boy, Hip-Hop, Girls' Hip-Hop and Poppin, it has been performing a variety of stage activities which include joint concerts with other genres of art. In order to foster the diversity of Korean culture through cultural activities such as event planning and management, cultural contents creation and cultural education, it played an important role in founding 'Street Culture Association of Korea'.

'Namsan Norimadang'




Since its opening in 1992, Namsan Norimadang has been engaging in public cultural activities to promote the cultural life of our community members and thus enhance their quality of life through a variety of related classes open to the general public. With the subscription concerts held annually, it also to restore our traditional culture and make the general public more accessible to our national cultural assets by providing various creative artistic activities. All members of Namsan Norimadang are bearers of 'Jinju Samcheonpo Nongak', which is registered as 'Important Intangible Cultural Property 11-Ka'. Namsan Norimadang serves to succeed and upbuild the traditional culture of Korea in terms of harmonizing tradition with modernity through various creative musical works such as fusion percussion performances.

*Norimadang: traditional Korean outdoor performances

*Nongak: Korean traditional farmer's music

'Chung', The Sound and Melody of Korea



'Chung', a concert party of Korean traditional music, is a team of young Korean traditional musicians and bearers of intangible cultural assets who have gathered to expand the base of Korean music by holding concerts and feasts more accessible to Korean people (or foreigners, for that matter). It basically serves to let people know the quintessence of Korean music by covering a variety of genres including traditional and fusion music. To make them feel the vibe of Korean traditional music, it has also been making a lot of efforts to visit as many people as possible in the areas that are culturally alienated.

To make your days in Korea more memorable, the Organizing Committee of APIAP 2013 strongly recommends you to join in these attractive tour programs. Online reservation is available at our website (<http://www.apiap2013.org>). Those who wish to join the tour are advised to register in advance through the online reservation system or please contact us at tour@apiap2013.com.

Half Day Tour


HT-1

Date: September 5 (Thu), 2013 / 14:00~17:00
Rate: KRW 45,000 / Person (Min. 10 Pax)
Itinerary: Busan International Film Festival (BIFF) Square - Gukje Market & Jagalchi Market



HT-2

Date: September 6 (Fri), 2013 / 09:00~12:00
Rate: KRW 64,000 / Person (Min. 20 Pax)
Itinerary: Beomeosa (Temple Life & Tea Ceremony)



HT-3

Date: September 7 (Sat), 2013 / 14:00~17:00
Rate: KRW 62,000 / Person (Min. 10 Pax)
Itinerary: Nurimaru APEC House - Moon Tan Road - Sormyo (Pottery Making Experience)



Full Day Tour

FT-1

Date: September 7 (Sat), 2013 / 09:00~17:00
Rate: KRW 74,000 / Person (Min. 10 Pax)
Itinerary: Taejongdae - Busan International Film Festival (BIFF) Square - Gukje Market - Yongdusan Park - Busan Tower



FT-2

Date: September 8 (Sun), 2013 / 08:00~17:00
Rate: KRW 81,000 / Person (Min. 10 Pax)
Itinerary: Sukgulum - Bulguksa - Gyeongju National Museum - Cheonmachong



Pre / Post Congress Tour

Pre

Date: September 4 (Wed), 2013 / 09:00~17:00
Rate: KRW 127,000 / Person (Min. 20 Pax)
Itinerary: Incheon Airport - Gyeongbokgung Palace - National Palace Museum of Korea -



Post


Date: September 9 (Mon)~11 (Wed)s (2 nights 3 days)
Rate: KRW 770,000 / Person (Min. 20 People)

Itinerary:

Day 1: Gimhae Airport (After Lunch) - Hallim Park - O'Sulloc Tea Museum - Hotel

Day 2: Hotel - Seoungup Folk Village - Cheonjiyeon Water Fall - Olle Road (from Jeong bang Fall to Soesokkak) - Hotel

Day 3: Hotel - Seongsan Ilchulbong Peak - Manjanggul Cave - Jeju Airport



Accompanying Person Tour

Date: September 6 (Fri), 2013 / 14:00~18:00
Rate: KRW 74,000 for Participants (Min. 10 Pax)

Itinerary: Gwangju Bridge - Jagalchi Market - Cooks Cooking Academy (Japchae Making Experience)



Hospital Tour

Date: September 6 (Fri), 2013 / 14:00~17:00
Rate: Free (Min. 20 Pax / Max. 40 Pax)

Note: Applicants from 41th will be on waiting list automatically, additional contact will be approached to your e-mail when vacancy is available.

Itinerary: Dongbaekseom - Nurimaru APEC House - Inje University Haeundae Paik Hospital



General Information

- **Tour Reservation Deadline: August 2 (Fri), 2013**
- Certain minimum number of people is required to progress the tour. If the applicants are less than the minimum number, the tour programs can be cancelled or substituted by other programs.
- All tours include entrance / experience fee, transportation and an English speaking guide.
- All tours are subject to change due to local conditions.
- For the further inquiries, please contact the Housing Bureau of APIAP 2013 (tour@apiap2013.org)

Cancellation Policy

Dates	Policy
Cancellation or changes request by August 2 (Fri), 2013 through online	No penalty
Cancellation or changes request August 2 (Fri) - 10 (Sat), 2013	50% of tour fee will be charged as penalty
Cancellation or changes request from August 11 (Sun), 2013 or No-show	No refund

* **No-show:** Do not attend the tour without any notice in advance.

Venue BEXCO

BEXCO started to receive the spotlight after holding the 2002 FIFA World-Cup Final Draw set in 2001, and has successfully accomplished world-scale events such as the 2002 Busan Asian Games Main Media Center, 2003 ICCA General Assembly & Congress, 2004 ITU Telecom Asia, 2005 APEC Summit, 2006 The 14th ILO Asian Regional Meeting, 2006 UNESCAP Ministerial Conference on Transport, 2007 Korea Railways & Logistics Fair, 2007 Marine Weeks and the 2008 International Motor Show. Especially, BEXCO became well known as the greatest exhibition convention center in northeast Asia after hosting the 2005 the APEC Summit.



a landmark in the world-famous port city of Busan, has emerged as the most competitive exhibition and convention center in Northeast Asia.

- Address: 43 APEC Rd, Haeundae-gu, Busan, South Korea [612-704]
- Contact Information: TEL + 82 51 740 7300 / FAX +82 51 740 7320
- Website: www.bexco.co.kr

How to get to Venue, BEXCO

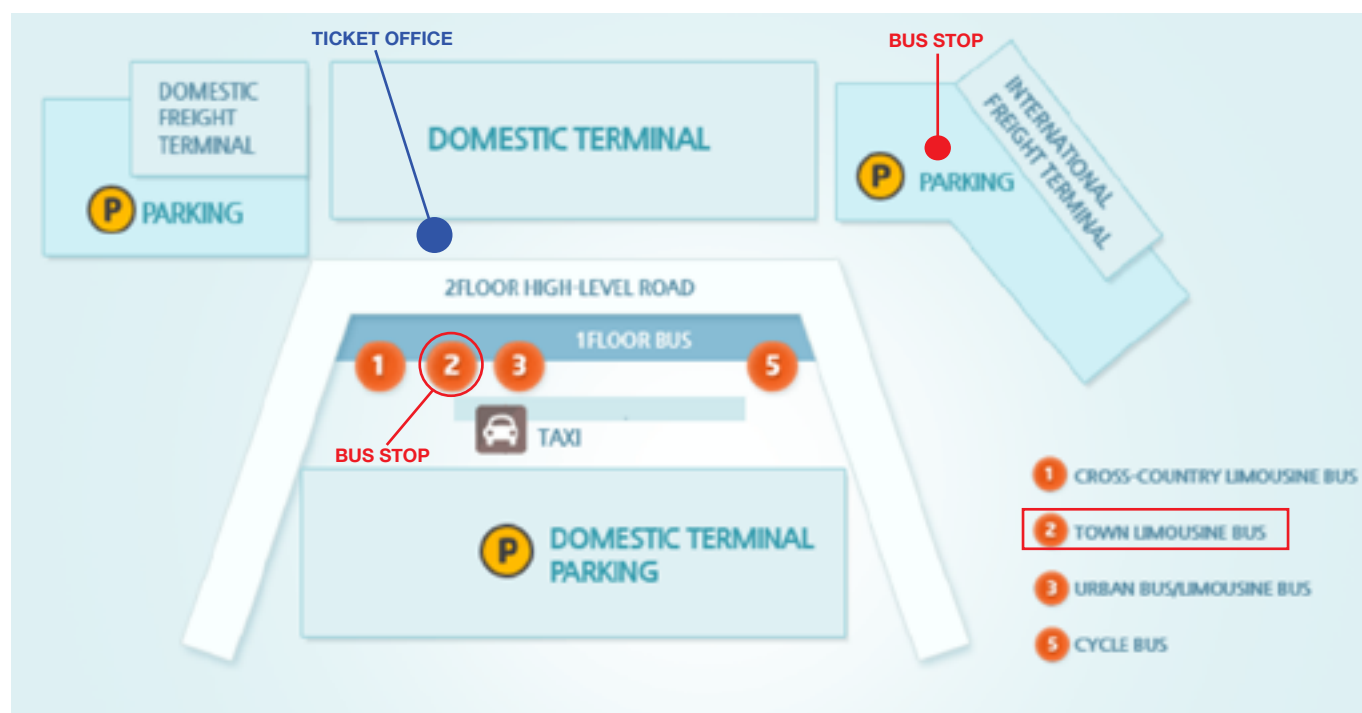


It takes approximately 40-50 min. by car from Gimhae International Airport to BEXCO.

Town Limousine Bus From Busan (Gimhae International Airport) → BEXCO or Hotel

Bus Name	Hours of Operation	Interval between Buses	Fare	Traveling Time
Haeundae line no.1	07:00 - 22:00	25-30 min.	KRW 7,000 (USD 7)	Around 100 min
Haeundae line no.2	06:50 - 21:50	25-30 min.	KRW 7,000 (USD 7)	Around 100 min
To Seomyeon/ Busan station	07:20 - 21:40	40-45 min.	KRW 6,000 (USD 6)	Around 60 min

- You can take the Limousine Bus at bus stop No. 2 of the International Terminal.
- You have to pay the fare by cash (only Korea Won, KRW6,000 or KRW7,000) or buy a ticket at the ticket office located in front of bus stop No.2 in Domestic Terminal by Korea Won or United States Dollar.



Please take the following buses and refer to the route.

Category	Bus Name	Bus Stop
Limousine 1	Haeundae line no.1	Airport(International Terminal) - Domestic Terminal - Namcheondong - Gwangandong - Suyeong Intersection - Centum hotel - BEXCO - Yachting center - Hanhwa resort - Hyperion three way intersection - Westin Chosun Hotel - Grand Hotel - Novotel Ambassador - Paradise Hotel - Paledecz - Jangsan Station - Haeundae Paik Hospital - Dongbu apartment - Daelim 1cha apt - Yangwoon high school - Homeplus mart - Centum hotel - Suyeong Intersection - Gwangandong - Namcheondong - Airport(International Terminal, Departure) - Domestic Terminal, Arrival
Limousine 2	Haeundae line no.2	Airport(International Terminal) - Domestic Terminal - Namcheondong - Crossing the Gwangan bridge - Centum hotel - Bexco - Yangwoon high school - Daedong apt - Dongbu apt - Haeundae Paik Hospital - Jangsan Station - Paradise Hotel - Seacloud hotel - Grand Hotel - Westin Chosun Hotel - Hyundai Benecity apt - Hanhwa resort - Hyundai ipark apt - Gyeongnam Marina apt - Bexco, Homeplus - Centum hotel - Crossing the Gwangan bridge - Namcheondong - Airport(International Terminal, Departure) - Domestic Terminal, Arrival
Limousine 3	To Seomyeon/ Busan station	(From Airport to Busan Station) Airport(International Terminal) - Domestic Terminal - Seomyeon(Lotte Hotel) - Seomyeon(1st street) - Hyundai dep. store - Busanjin Station - Busan Station - Toyoco inn Hotel - Jungangdong - Coastal Passenger Terminal - Nampodong - Chungmudong (From Busan Station to Airport) Chungmudong - Nampodong - Coastal Passenger Terminal - Jungangdong - Busan Station - Busanjin Station - Hyundai dep. store - Seomyeon(Lotte Hotel) - Seomyeon(1st street) - Airport(International Terminal) - Domestic Terminal

Useful Information

Visa

All foreign visitors entering the Republic of Korea must possess a valid passport. Delegates, except those from countries who have visa exemption agreements with Korea, should apply to a Korean diplomatic mission in their countries for visas prior to departure. For details, delegates are advised to contact the Korean Embassy in their countries, or view the Ministry of Foreign Affairs and Trade website at <http://www.mofa.go.kr/ENG/main/index.jsp>. Please contact the Secretariat if you have difficulties in obtaining a visa.

Currency

The unit of Korean the currency is the Won (₩). Coin denominations are ₩10, ₩50, ₩100 and ₩500. Banknotes are ₩1,000, ₩5,000, ₩10,000, and ₩50,000. The exchange rate is approximately USD1 to KRW1,123 as of August, 2013.

VAT

Value-Added Tax (VAT) is levied on most goods and services at a standard rate of 10% and is included in the retail price. In tourist hotels, this 10% tax applies to rooms, meals and other services and is included in the bill.

Emergency

Dial 119 for the fire department and medical assistance, and 112 for the police.

Tipping

Tipping is not customary in Korea. Sometimes, expensive restaurants and luxury hotels may add a service charge of 10%. Thus, you do not necessarily have to prepare for extra charges since it will be included in the bill.

Electricity

In Korea, 220 volt outlets are most common.

Telephone Calls

A local call costs ₩ 70 for three minutes. For international calls, first dial the international dialing code (001, 002 or 008), then the country code, followed by the area code, and then the phone number. You can rent a cell phone at the airport.

Insurance

The Organizing Committee will take no liability for personal injuries sustained by, or for loss or damage to property belonging to congress participants, either during or as a result of the congress. It is, therefore, advised that participants arrange their own personal health, accident and travel insurance.

Time Difference

Korean time is 9 hours ahead of Greenwich Mean Time (GMT+9).

Useful Websites

- Korea National Tourism Organization (KTO): <http://kto.visitkorea.or.kr/eng.kto>
- Cultural Properties Administration: <http://english.cha.go.kr>
- Korean Information Service: <http://www.korea.net>
- Information about Busan: <http://etour.busan.go.kr/index.busan>
- Information about Korea: <http://english.visitkorea.or.kr/enu/index.kto>



Geography & Location, KOREA

The Korean Peninsula extends southward from the northeastern part of the Asian continent between latitudes from 33 to 43 degrees north, and longitudes from 124 to 131 degrees east. Because of its unique geographical location, this makes Korea very viable piece of land and an international hub of Asia. Mountains cover 70% of Korea's land mass, making it one of the most mountainous regions in the world. The lifting and folding of Korea's granite and limestone base creates breathtaking landscapes of scenic hills and valleys. The mountain range that stretches the length of the east coast falls steeply into the East Sea, while along the southern and western coasts, the mountains descend gradually to the coastal plains that produce the bulk of Korea's agricultural crops, especially rice.

Climate


Korea's climate is regarded as a continental climate in terms of temperature and a monsoonal climate in terms of precipitation. The climate of Korea is characterized by four distinct seasons: spring, summer, fall, and winter.



Spring



Summer



Fall



Winter

Korean Clothing - Hanbok



Hanbok has been the Korean people's unique traditional costume for thousands of years and represents the beauty and grace of Korean culture. The beauty of hanbok lies in the harmony of its colors and its bold, simple lines. Its beauty and quality are judged by three elements: otgoreum, or the long ribbons of the top that form a knot; baerae, or the curve of the sleeves; and git, the way the band of fabric that rims the collar and the front of the top overlaps.

Experience Korean Taste



Food is definitely one of Korean greatest draws. To experience Korean food is to experience both Korean taste and culture. Known for its distinctively diverse flavor, wonderful appearance, and excellent nutritional value, Korean food is loved by people throughout the world. Since different provinces have different characteristics, one can find the same food with different spice as they travel throughout the country. In fact, you will find Korean food more delicious as you get to know further.

Busan is South Korea's second largest metropolis after Seoul, with a population of around 3.6 million. It is the largest port city in South Korea and the fifth largest port in the world. The city is located on the southeastern most tip of the Korean peninsula and faces the Korea Strait. The most densely built up areas of the city are situated in a number of narrow valleys between the Nakdong River and Suyeong River, with mountains separating some of the districts. Administratively, it is designated as a Metropolitan City. The Busan metropolitan area is divided into 15 major administrative districts and a single county.

Hot Spot

Haeundae, Gwangsan-ri, Dongnae, Nampo-dong, Taejongdae, and more.

Tour Program

City Tour, To Do Tour, Theme tour, Culture & Industry Tour, and more.

Shopping

Sinsegae Centum City, Lotte Department Store Centum City, Lotte Department Store Busan, Lotte Department Store Dongnae, Hyundai Department Store Busan, and more.

For more information, please visit <http://etour.busan.go.kr/index.busan>.

Wonderful City,
Busan!

Sponsors

The Organizing Committee of APIAP 2013 gratefully acknowledges the following sponsors for their support and contributions to APIAP 2013.

Platinum Sponsor



Gold Sponsor



Silver Sponsor



Bronze Sponsor





**The 8th
Asia Pacific IAP Congress**
September 5 (Thu) - 8 (Sun), 2013, Busan, Korea

Secretariat of The 8th Asia Pacific IAP Congress (APIAP 2013)

Convention Team, COEX #159, Samseong-dong, Gangnam-gu, Seoul, 135-731, Korea

T +82-2-6000-2506 **F** +82-2-6000-2501 **E** info@apiap2013.org